

Historic, Archive Document

Do not assume content reflects current scientific knowledge, policies, or practices.

62.01

1904

SOUTHERN TRUCKERS GUIDE

LIBRARY
Published by

ANZI GODDEN CO.

*SEED MERCHANTS
BIRMINGHAM, ALA.*

*ESTABLISHED 1857
INCORPORATED 1896*



GENERAL DIRECTIONS FOR ORDERING SEEDS.

HOW TO SEND AN ORDER—You will find on the opposite page an order sheet, perforated for tearing out, also a blank envelope to send order in, with our printed address on same. Also an application for money order already made out, which you can hand to your postmaster, when a money order will be issued. If convenient, always use this order sheet, and avoid writing anything on order except what pertains to order. Questions, etc., requiring an answer by letter should be written on a separate sheet of paper, so it cannot be overlooked. Don't neglect to fill in order blank plain, and, as we receive many orders unsigned, it is well to put your name in the left hand corner of the envelope in which your order is enclosed.

TERMS—All orders, to secure prompt attention, should be accompanied with the cash. We would like to know everyone, but that is impossible. We can only send to well-rated merchants or parties well known to us without cash with order. When remittance falls short it is our custom to modify quantity sent instead of delaying order for letter.

C. O. D.—We would not advise anyone to order seed "C. O. D.," because we will not fill such orders unless enough money is sent to pay express both ways in case the goods are not taken out of office; besides, it is more expensive to purchaser, as he has to pay the express company for returning money.

HOW TO SEND MONEY—If your office is a money order office remit by postoffice order. You will find an application already made out with addressed envelope. If your office is not a money order office, send your remittance by registered mail, or if you have an express office an express money order will do. We will not accept bank checks except on Birmingham banks. The only kind of checks outside of this that will be accepted is New York exchange.

WE PAY THE POSTAGE OR EXPRESS ON SEEDS—The purchaser should not overlook the fact that we deliver, that is, pay postage or express on all seeds in this Catalogue at prices quoted, except such heavy seeds as peas, beans, corn, onion sets, field, farm and grass seeds, forage plants, bulbs, plants, etc. These latter items have the postage quoted under each heading, which must be added to your remittance.

☞ If you want to pay express or freight yourself at your town you may deduct ten cents per pound from catalogue rates on such seeds as we deliver.

BY EXPRESS—Orders too heavy for mails (five pounds and over) should be ordered by express when quick time is desired, and if there is no agent at your town the express will have to be prepaid by us, and you should include enough in your remittance to pay such charges. When your remittance more than covers cost of seed ordered the quantity will be increased to cover remittance or money will be returned, as desired.

BY FREIGHT—All heavy orders, such as peas, beans, corn, field seeds, onion sets, potatoes, etc., should be ordered sent by freight, and accurate shipping directions given.

OUR PRICES—The prices in this Catalogue are for moderate quantities, and to those who are dealers or truck farmers we would advise them to apply for our Wholesale Catalogue.

INDEX.

Condensed for the Convenience of Customers.

	PAGE		PAGE
Artichokes	1	Leek	15
Asparagus	1	Lettuce	16
Alfalfa.....	40	Mangels, Stock Beets	7
Beans, Green Podded	2 to 3	Muskmelon or Cantaloupe.....	17
Beans, Wax Podded.....	3	Melon, Water.....	18 to 20
Beans, Pole.....	4	Mustard.....	21
Beans, Lima.....	5	Millets.....	52 to 53
Beets.....	6	Miscellaneous Plants.....	49
Broccoli.....	7	Okra.....	21
Brussel Sprouts.....	7	Onions.....	22
Bulletins.....	55	Oats.....	54
Burr Clover.....	51	Parsley.....	23
Beggar Weed.....	50	Parsnips.....	23
Bug Death.....	34	Peas, English.....	23-24
Bordeaux Mixture.....	34	Pepper.....	25
Barley.....	54	Potatoes.....	26
Cabbage.....	8 to 9	Pumpkins.....	27
Carrots.....	10	Peanuts.....	49
Cauliflower.....	10	Premiums.....	36
Celery.....	11	Paris Green.....	34
Collards.....	11	Radish.....	27 to 28
Corn.....	12-13	Rhubarb.....	29
Cow Peas.....	48	Rye.....	54
Clover Seed.....	41-42	Salsify.....	29
Cotton Seed.....	38 to 39	Spinach.....	29
Cultivators.....	37	Squash.....	30
Cucumbers.....	14	Sweet Peas.....	64
Cress.....	14	Soja Beans.....	50
Egg Plant.....	15	Sprayers.....	35
Endive.....	15	Slug Shot.....	34
Flower Seed.....	56 to 63	Sorghum.....	52 to 53
Grasses.....	43 to 47	Tomatoes.....	31 to 32
Insecticides.....	34	Turnips.....	33
Kale.....	15	Teosinte.....	49
Kerosene Emulsion.....	34	Vetches.....	51
Kohl Rabi.....	15	Velvet Bean.....	50

ELEVENTH ANNUAL EDITION—1904.

SOUTHERN TRUCKERS' GUIDE,

PUBLISHED BY

AMZI GODDEN COMPANY,

Seed Merchants,

2018 First Ave., Birmingham, Ala.

G. B. MCVAY, Pres.

C. H. REED, V.-P. and Treas.

C. G. MCD. REID, Sec'y.

Established 1857.

Incorporated 1896.

THIS is the Eleventh Annual Edition of THE SOUTHERN TRUCKERS' GUIDE, that is to say, we have been publishing this book annually for the past eleven years. The demand for our Catalogue has been unprecedented, and we have been compelled to increase the number each year to meet this demand. We have endeavored to improve on the Catalogue from year to year for the purpose of making THE SOUTHERN TRUCKERS' GUIDE the most valuable work of its kind published by any seed house. A great deal of new matter will be found in this Catalogue, and we believe the information contained will compare favorably with any other.

Flower Seeds—The reader will find pages 56 to 64, inclusive, given up to Flower Seeds. These pages embrace all the leading varieties that are grown in the South successfully. Our prices for Flower Seeds are very moderate, considering the high quality of the stock offered.

Bulletins—By referring to page 55 the reader will find a list of Bulletins published by this Company. These Bulletins convey more complete information than is possible in a seed catalogue. They cover most every important subject that a farmer or gardener could be interested in. They will be added to from time to time until complete. These Bulletins represent a great deal of hard work, time and money to place before the public, but, realizing the necessity for such information, we have undertaken this great educational work, and will mail these Bulletins to any one interested.

Forage Plants, Grasses, Etc.—We call especial attention to pages 40 to 54 inclusive, which are devoted to all classes of farm seeds, such as Clovers, Grasses, Leguminous Forage Plants, Sorghums, Millets, Miscellaneous Plants, Seed Grain, etc. No other catalogue published gives so much space to this all-important subject to the Southern farmer. The descriptions, recommendations and general information given on subjects in this department of the Catalogue are not equaled by any other catalogue issued by any seed house. Just compare them and see for yourself.

About Prices—It is the habit of a great many seedsmen to make a great deal of noise in his catalogue about the superb quality of his seed; most all of this noise is for the purpose of drawing your attention from the high prices quoted. Our prices are all based on an equitable profit, and we invite comparison with any other catalogue. It should be understood that catalogues are made up a good while before the demand comes on for seed in season, so it becomes difficult to name definite prices in a catalogue. We simply have to guess at it. We do, however, protect catalogue quotations, and always give our customers the benefit of the lowest prices at time of order, regardless of prices quoted in catalogue. Parties desiring a good size bill of seeds should send in a list of their wants for special prices, but when the order is trusted to us the customer is sure to be satisfied with the quantities sent.

Novelties—The following three pages are devoted to novelties, that is, special new varieties that have been found exceedingly meritorious. They are necessarily high priced, but no one will be disappointed in the results from any sort listed as novelties.

References—Don't be afraid to send us your order. We have been doing business in Alabama for the past forty-five years, and could give you thousands of satisfied customers as references. As to our responsibility, we refer you to any bank in Birmingham, or just get your own bank or merchants to make inquiry about us. Your order will be perfectly safe in our hands, and will be filled and shipped as directed in a most conscientious manner.

Respectfully,

AMZI GODDEN COMPANY,
Seed Merchants, Birmingham, Ala.

LIVINGSTON'S DWARF STONE TOMATO

Most every one is familiar with the good qualities of the regular Stone Tomato, but few know that there has been developed a dwarf type of this celebrated sort. The Dwarf Stone makes a very large stocky plant, holding its fruit in great clusters well above the ground. In size it will average a third larger than Dwarf Champion and more fruit to the plant. The fruit is very smooth, solid and of a brick red color, ripens uniformly and is of the best quality. The variety is early and enormously prolific. The greatest yield made by any market gardener around Birmingham to the acre last season was from the Dwarf Stone. On account of the dwarf habit and compact growth of this sort more tomatoes can be produced from an acre of this sort than any other. We want all of our customers to try at least a small quantity of this variety this season. Pkt., 5c; $\frac{1}{2}$ oz., 25c; oz., 40c.



LIVINGSTON'S DWARF STONE.

White's Excelsior Tomato.

This is a purplish pink variety, almost the same color as Beauty, but it is more prolific and fruit very much larger. It differs from Beauty also in shape. It is much thicker from stem end to bloom end and contains only about half the quantity of seed as in Beauty. It is very firm and meaty inside, and green spots and hard core are never present in the variety. The vine is a very vigorous grower and more resistant to tomato disease than any other sort. Our seed stock of this variety comes from Fulton S. White, the originator of the tomato, and is true to name. We have made many experiments with different tomatoes, but we believe this variety to be much superior to anything else for either market purposes or home garden. Market gardeners will make no mistake in risking their entire crop in this sort. The percentage of loss from unsalable tomatoes in Excelsior is less than with any other sort we have ever seen. The attractive appearance of this fruit will always cause them to bring the top price. Pkt., 2 for 5c; $\frac{1}{2}$ oz., 20c; oz., 30c; lb., \$3.00.

GODDEN'S DWARF RED IMPERIAL.

This variety is offered by us now for the second time. We have been experimenting with this sort for the last three years and now offer this variety as being the best dwarf tomato that we have ever seen grown. The plants of this variety are much like the Dwarf Champion in structure, the plant being very thick and growing only to the height of a foot and a half to two feet. The fruit is produced in great clusters around the main stalk of the plant. This variety, on account of its heavy stalk, does not have to be tied up to stakes. The fruit is about the size of the Stone, very firm and few seeds. In flavor it is not surpassed. The fruit of this sort is notably free from rot and seems to be more resistant to disease than the average sort. We only have a limited quantity of these seed to offer and would be glad to have every tomato grower give it a trial. The handsome color of this sort will always attract attention. The fruit is remarkably uniform, smooth, and a rich, deep, glossy red. Pkt., 2 for 5c; $\frac{1}{2}$ oz., 25c; oz., 40c; $\frac{1}{4}$ lb., \$1.25.

SPECIAL INFORMATION

Treating on Tomatoes, telling how to grow, fertilize, harvest, etc., will be found in BULLETIN No. 5, as described on page 56 in this Catalogue.

ENORMOUS TOMATO.

THIS variety is as large as Ponderosa, bright red in color and of a much better shape. It is remarkably smooth for a large sort, and the percentage of loss from imperfect fruit is practically nothing. The flesh is exceedingly thick, solid red, no green or tough spots, and hardly any seed. The vine is a most vigorous, rank grower, very large stalk, and very late in maturity. The plants seem to stand the hot sun better than any other sort—a most desirable quality. When varieties like Beauty and Acme are planted out the same time as Enormous they will be through bearing and dead before the Enormous comes into bearing. For a late variety or for fall use in the South, no variety would seem to be so well suited as the Enormous. This variety was brought into the Birmingham market by the wagon load the past season after other varieties were played out, and on account of the bear market brought extravagant prices. Our seed of this variety is from the best tomato grower in America, and will be found pure and unmixed. Pkt., 2 for 5c; $\frac{1}{2}$ oz., 15c; oz., 25c; $\frac{1}{4}$ lb., 75c; lb., \$2 50.

Sparks' Earliana Tomato (Genuine.)

This Tomato is a novelty of real merit, originated by Mr. George C. Sparks, a New Jersey tomato grower. It is probably the quickest tomato to mature that has ever been introduced, and unlike most very early sorts is of good size, fine appearance, almost seedless, and of excellent quality. The fruit is perfect in shape, large, smooth, and of a handsome red color. The vines are very prolific, making it a most profitable sort for market gardeners. A number of plants grown around Birmingham last season produced over a hundred tomatoes, some few running as high as a hundred and sixty to the plant. The originator claims that his crop last season averaged one hundred and fifty tomatoes to the vine. This would seem unreasonable, but it is no doubt a fact. We want all of our customers this season to try a few hills at least of this wonderful tomato. You will certainly be astonished at the results. Pkt., 5c; $\frac{1}{2}$ oz., 30c; oz., 50c.

Higdon's Mammoth Gourd Seed Corn.

THE LARGEST CORN ON EARTH.

The cut here represented is an actual photograph of the finest corn we have ever seen.

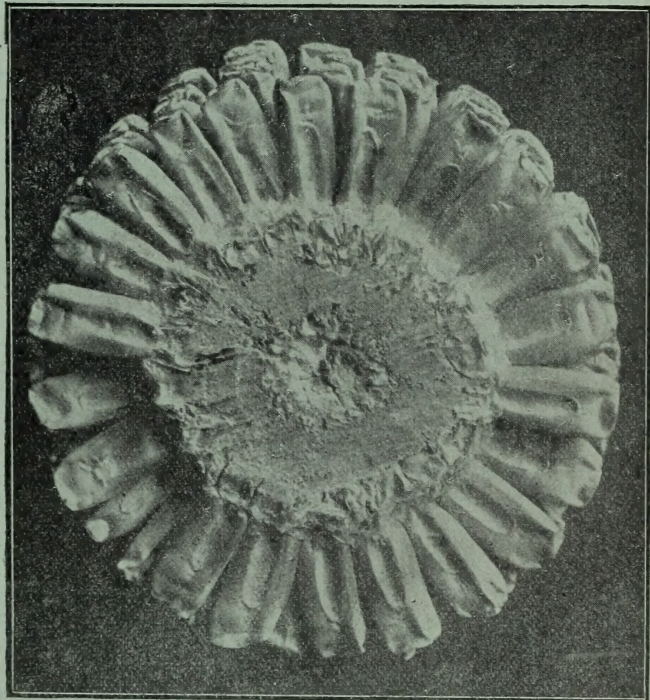
The grains average $\frac{3}{8}$ to $\frac{7}{8}$ of an inch in length, and $\frac{3}{8}$ to $\frac{1}{2}$ inch broad, 22 to 30 rows to the ear, diameter of cob, $1\frac{3}{4}$ to 2 inches; diameter of average ear, 3 to $3\frac{1}{2}$ inches; length, 9 to 11 inches. We have never seen such uniform wonderful sizes in any corn. Sixty to 75 ears will shell out a bushel of corn. This corn was propagated by Col. E. L. Higdon, of Birmingham, who has been selecting and improving this variety for several years, and offers it now in limited quantities to Alabama farmers. We hope everyone interested in field corn will send for a small quantity, at least to get in the seed of the most wonderful corn we have ever seen. Col. Higdon has made as high as 90 bushels to the acre on upland of this variety. The grain is pure white, turning out meal almost like flour.

Price of seed—Pt., 20c; qt., 35c; peck, \$1.50; bu., \$5.00. *By mail, postpaid*, pt., 30c; qt., 50c.

SELECTED EARS.

By mail, postpaid, each 25c.

Our stock in ear is limited, so if ears are all gone when orders are received corn will be sent shelled. Send in a trial order and you will be surprised at the result.



HIGDON'S MAMMOTH GOURD SEED CORN.



BIRMINGHAM FAVORITE.

New Cabbage—Birmingham Favorite

EARLY—SUREHEADER—VERY LARGE.

This variety has been grown around Birmingham for the past few years, and is the best Cabbage for main crop. It is ready to cut about the same time as the large Wakefield, and will turn out more than

twice the weight to the acre. The above cut is an actual photograph of a perfect specimen grown by W. T. Burrows, of this city, the past season. The crop from which this specimen was cut netted \$257 to the acre at wholesale prices, and was the first cabbage marketed in Birmingham. It is a very short stem sort, producing a very large, broad flat head, that will average an entire crop as heavy as twelve pounds. The specimen from which the above cut was made weighed 19 pounds. The foliage of this variety is very distinct, giving it a most handsome appearance. You can afford to risk your entire crop in this sort. Pkt., 2 for 5c; oz., 25c; $\frac{1}{4}$ lb., 75c; lb., \$2.50.



CALIFORNIA GIANT.

ence. It actually grows as large as a cabbage. We have seen specimen plants produce hard heads weighing six and eight pounds. It is a late sort, suitable only for outdoor culture, and ought to be given nearly as much distance as a cabbage and cultivated the same. The outer leaves should be trimmed off and only the head eaten, which becomes exceedingly tender and delicious. It does not have that strong taste that some sorts do, and stands longer without going to seed than any variety in cultivation. This is a valuable novelty, and we hope all our customers will try at least a paper of the seed. Make the soil very rich; it will be no account in a poor situation. Pkt., 5c; oz., 20c; $\frac{1}{4}$ lb., 50c; lb., \$1.50.

LETTUCE.

California Giant—This is the largest variety of Lettuce in exist-

A COMPLETE DESCRIPTIVE LIST OF

VEGETABLE SEEDS

OFFERED TO SEED BUYERS BY

AMZI GODDEN COMPANY,
SEED MERCHANTS. BIRMINGHAM, ALA.

ABOUT PRICES—We invite comparison of our prices with any other seed firm, and please notice that all standard varieties of our paper seed are only **2 1-2 CENTS** per paper. They contain just as many seed as any one else.

We Deliver Seeds—Please remember that we pay postage, freight or express charges on all small seed in papers, ounces, quarter pounds, halves and pounds at prices quoted in catalogue.

We Do Not Deliver such heavy seeds as Artichokes, Beans, Grass Seeds, Clover, Forage Plants, Corn, Cotton, Onion Sets, Peas, Bulbs, etc., except, of course, where they may be quoted delivered. Postage rates are shown on such items, and must be added to your remittance when wanted by mail. See on inside page of front cover full instructions about ordering.

ARTICHOKE.

French Variety (from Seed)—This variety of Artichoke is altogether different from the tuberous variety known as the Jerusalem Artichoke. The French variety is grown for its edible flower buds, which are prepared for eating very much the same as Asparagus. This vegetable does well in the South, and deserves to be more largely cultivated. Pkt., 2 for 5c; oz., 20c; $\frac{1}{4}$ lb., 75c; lb., \$2.50.

How to Grow—The seed may be sown in hot bed in January or February and plants transplanted to open ground in April, or seed can be sown in open ground latter part of March and April. The plants should be set in drills about 18 to 24 inches distant, and rows four feet apart. If the old stalks are cut down in fall of year and rows covered with a good dressing of manure the plants will last for three years.

The Best Fertilizer—Any good fertilizer that is rich in nitrogen with moderate amount of potash and phosphoric acid.

Jerusalem Artichoke—This variety of Artichoke is grown for its roots, which resemble potatoes somewhat. The plant yields an enormous amount of tubers, often as many as five and six hundred bushels to the acre. As a food for hogs it surpasses most any other root crop. They can be left in the soil for hogs to harvest, or they can be put away for winter use the same as sweet potatoes. Bu., \$1.25.

How to Grow—This variety of Artichoke may be grown in the same manner as potatoes, only it is probably desirable to make rows three and a half to four feet apart and plants eighteen inches to two feet apart in row. The same class of soil and culture for potatoes will answer. The small tubers may be planted whole, but they may be cut up like potatoes. When properly cut eight to ten bushels is sufficient to plant an acre. The plants do not mature before early fall, and may be destroyed by plowing up in June or July.

The Best Fertilizer—The same fertilizer and quantity used on potatoes should be sufficient for Artichokes. They delight in a rich, loamy soil.

ASPARAGUS (From Seed.)

We don't advise any one to bother with Asparagus seed except the professional trucker, who wants to produce on a large scale. The roots can be had cheap, and from their use you can have Asparagus right away, and avoid waiting two years to obtain from seed. No vegetable is more wholesome and healthier than Asparagus, and it is certainly a wonder that every private gardener does not have a bed of it.

How to Transplant—Select a place where the soil is very light and rich, and open up deep furrows, say about eight inches deep and six or eight feet apart. The roots are to be placed in the bottom of the furrow, about twelve to eighteen inches apart, and covered with only two or three inches of soil, but as the shoots appear fill in around them with well rotted stable manure. You must keep the weeds and grass off the beds, and not cut any of the shoots until the bed is about a year old. The beds should have a good dressing of salt twice a year, at the rate of twenty to thirty bushels to the acre. It is a good idea to plow around the beds in the fall and fill in the furrow with rich manure; cut down the old stalks and throw dirt back over the bed. Cut only the green shoots for the table, and never too far under the ground.

Conover's Colossal—In our experience this is the most reliable sort, stalks being very large and thrifty. Pkt., 2 for 5c; oz., 10c; $\frac{1}{4}$ lb., 20c; lb., 50c.

Palmetto—A very early and prolific sort, of good quality. Pkt., 2 for 5c; oz., 10c; $\frac{1}{4}$ lb., 20c; lb., 50c.

Columbian Mammoth White—A very large, fleshy, pure white sort, very showy and of splendid quality. Pkt., 2 for 5c; oz., 10c; $\frac{1}{4}$ lb., 20c; lb., 50c.

Asparagus from Roots—Always buy two-year old roots and put them out during the fall, winter or spring. Go by the directions above, "How to Transplant." One hundred of two- or three-year-old roots will plant a bed about fifteen by forty feet, depending some, of course, on the size of the roots. Five to seven thousand roots is sufficient to plant an acre.

Price of Roots—By mail, postpaid: Doz., 25c; by express or freight: per 100, 75c; per 1,000, \$6.00.



BEANS (Dwarf or Bush.)

About Prices—Most varieties of Beans are very scarce and high this season, due to the very short crops in seed bean growing sections. At the time this Catalogue goes to press it is impossible to name definite prices, and it must be understood that we do not bind ourselves to the prices quoted here only so far as our present stock lasts. Parties wanting to buy large quantities of Beans should write us for special prices.

How to Grow—Since Beans are leguminous plants it is popularly supposed that they do not require rich soil, but it will always be found that a rich, friable loam will give best results with Beans. Most any soil, however, can be made to produce good Beans if fertilized properly. Beans suffer very easily from drouth, so it is profitable to make thorough preparation and cultivate often. Pods should be harvested as fast as large enough for eating. A pint is sufficient to plant from sixty to seventy-five feet of drill, depending some on the size of the Bean, one bushel is sufficient to plant an acre where cultivation is to be done by horse, but where hand cultivation is used they may be planted closer, and require a bushel and a half to the acre.

The Best Fertilizer—Any high grade complete fertilizer will do for Beans, but the most essential elements seem to be phosphoric acid and potash. From four hundred to one thousand pounds of high grade complete fertilizer should be used on an acre, depending, of course, on the natural fertility of the soil.

GREEN PODDED VARIETIES—Bunch Beans.

Burpee's Stringless Green Pod—The dry Bean of this variety is large, brown and oblong in shape. The green pod is almost straight, from four and a half to five inches long, is perfectly stringless,



BURPEE'S STRINGLESS GREEN POD.

broad and very meaty. It is just as early as the earliest type of Valentine. Vines more vigorous and the pods more uniform in size. If seasons are favorable will out-yield the Valentine, and the quality is undoubtedly superior. It does not, however, seem to stand severe hot, dry weather so well as the Valentine. We can recommend this Bean as being a first-class stringless, green podded sort. Pt., 15; qt., 25c; pk., \$1.50; bu., \$5.50. By Mail, Postpaid, pt., 25c; qt., 35c.

STANDARD VARIETIES.

(Green Podded Bunch.)

If ordered by mail add 10c to pints and 15c to quarts for postage.

Early Mohawk—Very early, hardy. Pt., 15c; qt., 25c; pk., \$1.25; bu., \$4.50.

Dwarf White Navy—For shell Beans. Pt., 10c; qt., 20c; pk., \$1.00; bu., \$3.50.

Extra Early Refugee—Fine, early, tender sort. Pt., 15c; qt., 25c; pk., \$1.25; bu., \$4.50.

Dwarf Horticultural—Good shelled variety. Pt., 10c; qt., 20c; pk., \$1.00; bu., \$3.50.

Yellow Six Weeks—Very hardy, early sort. Pt., 15c; qt., 25c; pk., \$1.25; bu., \$4.50.

Best of All—Long podded, early sort. Pt., 15c; qt., 25c; pk., \$1.25; bu., \$4.50.

Giant Stringless Green Pod—This variety is also known as the Giant Stringless Valentine. The dry Bean is a yellowish brown, very much the shape of the Valentine. The vine is a vigorous grower, very prolific, the pods almost the same as Valentine, only much longer and not so curved. The quality is not excelled by any sort, as the pod at all stages is entirely stringless. It is claimed by some to be earlier than the Valentine, but there is practically no difference in maturity. The seed crop of this variety was a failure this season, so we can't tell at the time this Catalogue is issued whether we will have very many to offer or not. So we offer subject to stock on hand. Pt., 20c; qt., 35c; pk. \$1.75 bu., \$6.00.

By Mail, Postpaid, pt., 30c; qt., 50c.

Hopkins' Imported Valentine—For an absolute certainty in Green Podded Bunch Beans nothing is equal to the Valentine for the South. The Hopkins strain of Valentine is superior for market purposes to the ordinary Valentine because it is a more vigorous grower and larger yielder, and the pods, while no better, are considerably larger, longer, round and not quite so curved. The dry Bean is a large, long deep red speckled one, being considerably different to the ordinary Valentine in appearance. It stands the dry, hot weather at the South better than any other sort of the same quality. This is the variety exclusively planted by truckers in Alabama who grow largely for shipment to Northern markets. Price: Pt., 15c; qt., 25c; pk., \$1.50; bu., \$5.00.

By Mail, Postpaid, pt., 25c; qt., 35c.

Early Valentine—This is the standard early round, green podded bunch snap Bean. It is the hardiest variety known of first-class quality. It is extremely hardy, standing more hot, dry and cold weather than any other sort. The variety is exceedingly prolific, and bears fruit longer without dying out than any other sort. No one is ever disappointed in planting the Early Valentine. Pt., 15c; qt., 25c; pk., \$1.25; bu., \$4.50. *By mail, postpaid, pt., 25c, qt., 35c.*

WAX PODDED BEANS (Dwarf.)

Currie's Rust Proof Wax—This variety is the greatest favorite in the South of all the Wax Podded Beans. It is more resistant to rust and other diseases affecting this type of Beans than any other wax sort. The dry Bean is large, long and of a blueish black. The pods are long, broad, flat, straight and of a rich golden yellow color. The vine is very hardy and robust in growth, holding the pods well above the ground. The quality is

unsurpassed in any other Wax Bean. Pt., 20c; qt., 35c; pk., \$1.75; bu., \$6.00.

By Mail, Postpaid, pt., 30; qt., 50c.

Dwarf German Wax—Usually known as the Black Wax, is decidedly the most popular of all the Dwarf Wax varieties. It is one of the earliest as well as one of the most prolific varieties grown. It will bear thicker planting than any of the Dwarf Wax sorts. The pods are almost round, transparent and entirely stringless, very crisp and of delicious flavor. Pt., 20c; qt., 35c; pk., \$1.75; bu., \$6.50.

By Mail, Postpaid, pt., 30c; qt., 50c.

Wardwell's Kidney Wax—Pods very long, flat and very broad. When cooked is almost transparent, very tender and entirely stringless. Its growth is very rank, and should be given extra distance; a good yielder, therefore a most profitable sort. The seed are white, with dashes of light purple and shaped like a kidney. Pt., 20c; qt., 35c; pk., \$2.00; bu., \$7.50. *By Mail, Postpaid, pt., 35c; qt., 50c.*

Standard Varieties—**Dwarf Golden Wax**—Pt., 20c; qt., 35c; pk., \$2.00; bu., \$7.50; by mail, postpaid, pt., 30c; qt., 50c. **Extra Early Refugee Wax**—Pt., 20c; qt., 35c; pk., \$1.75; bu., \$6.50; by mail, postpaid, pt., 30c; qt., 50c. **Golden Eyed Wax**—Pt., 20c; qt., 35c; pk., \$1.75; bu., \$6.50; by mail, postpaid, pt., 30c; qt., 50c. **Flagolet Crimson Wax**—Pt., 20c; qt., 35c; pk., \$1.75; bu., \$6.50; by mail, postpaid, pt., 30c; qt., 50c. **Davis' White Kidney Wax**—Pt., 20c; qt., 35c; pk., \$1.75; bu., \$6.50; by mail, postpaid, pt., 30c; qt., 50c. **Valentine Wax**—Pt., 20c; qt., 35c; pk., \$1.75; bu., \$6.50.



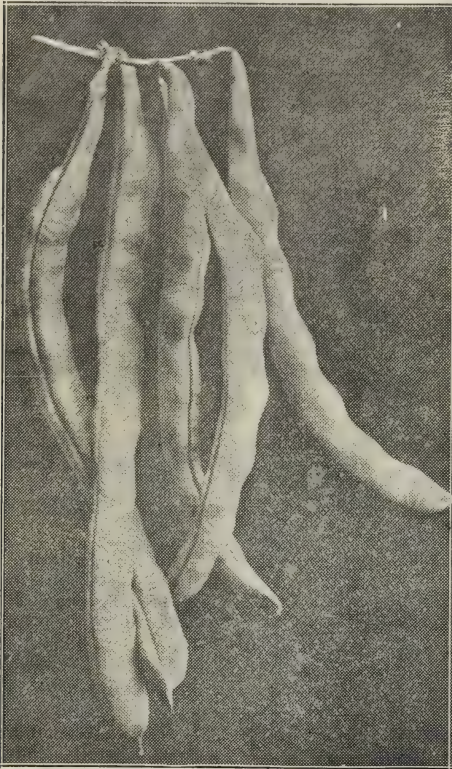
VALENTINE.



CURRIE'S RUST PROOF WAX.

POLE BEANS.

Texas Pole Bean (See Cut)—We reproduce here an actual photograph of the Texas Pole Bean showing the enormous clusters the variety produces.



TEXAS POLE BEAN.

This photograph has been reduced to one-third of the actual size of the green pods, so you can easily figure the size of the specimen photographed by multiplying the dimensions shown in the picture by three. Now, besides being the largest Pole Bean in cultivation, it is far superior to any other sort in eating qualities. The dry Bean is long, of a yellowish brown color, and has a distinct pinkish eye, with white center. It is a hardy germinator, vines grow off rapidly, become rank, and would reach the height of twenty or more feet if provided with such support. The vine commences to bear in about sixty to seventy-five days after seed is planted. The pods when they first appear are very long and exceedingly slender, grow rapidly to the length of ten to fifteen inches, and after reaching its length the pod fleshens up and becomes very meaty, solid and large in circumference. The pods are round, of beautiful green color, entirely stringless, remain in eating condition a long time, and cannot be surpassed for flavor. Buy the genuine stock from us. Pt., 20c; qt., 35c; pk., \$2.00; bu., \$7.00.

By Mail, Postpaid, pt., 30c; qt., 50c.

White's Prolific—This is a new variety of Pole Bean originated by Mr. Fulton S. White, of this city. We have been selling this bean for several years, but this is the first time we have ever catalogued it, because we have never been able to secure enough seed to offer it to all our customers. The dry bean is long, broad and flat; color a light brown, blotched and speckled with a shade of darker reddish brown. The variety is early, a vigorous grower, and enormously prolific. The pods are long, large, round, exceedingly tender and of the best flavor. The bearing period is much longer than most pole sorts; in fact, if the vines be worked will bear until killed by frost. We want every one to try a small quantity. Pt., 25c; qt., 40c; pk., \$2.50; bu., \$8.00.

By Mail, Postpaid, pt., 35c; qt., 55c.

Crease Back or Fat Horse One of the earliest and most prolific Pole Beans in our list. The dry bean is small, white, resembling a small white Navy. The green pods are of good length, borne in clusters, stringless, and of the very best quality. Pt. 20c; qt., 35c; pk., \$1.75; bu., \$6.00.

By Mail, Postpaid, pt., 30c; qt., 50c.

✓ **White Dutch Case-Knife** (Cornfield Bean)—A large, white, flat bean, resembling the "old-fashioned" butter bean very much, only is much larger. The pods are long, green, flat, and are borne in great clusters. Pt., 20c; qt., 35c; pk., \$1.75; bu., \$6.00. *By Mail, Postpaid, pt., 30c; qt., 50c.*

✓ **Speckled Cut Short or Cornfield**—Very popular in the South on account of being suitable for planting in corn. Pt., 20c; qt., 35c; pk., \$1.75; bu., \$6.00. *By Mail, Postpaid, pt., 30c; qt., 50c.*

✓ **Horticultural or Wren's Egg** (Sometimes called the October Bean, Cornfield Bean, etc.)—The pods are green with dashes of red, and mature in about seventy-five or eighty days. It is very hardy and enormously productive, making very large and luxuriant vines, and yielding pods about six inches in length. The appearance of the bean when dry is large, almost round, plump, speckled and resembles a wren's egg, hence its name. Pt., 20c; qt., 35c; pk., \$1.75; bu., \$6.00. *By Mail, Postpaid, pt., 30c; qt., 50c.*

✓ **Southern Prolific**—Pods long, green, very fleshy and tender when not too old, but if allowed to remain on vine too long get tough and stringy. Pt., 20c; qt., 35c; pk., \$1.75; bu., \$6.00. *By Mail, Postpaid, pt., 30c; qt., 50c.*

✓ **Lazy Wife's**—Producing pods from four to six inches in length, of dark green color, which it retains until almost ripe. The bean is white and almost round, and is fine for baking in winter, as its exceedingly luscious flavor is not surpassed by any bean. Pt., 20c; qt., 35c; pk., \$2.00; bu., \$7.00. *By Mail, Postpaid, pt., 30c; qt., 50c.*

✓ **Early Golden Cluster Wax**—Exceedingly productive of large golden wax pods, borne in clusters and continuously bearing until killed by fall frosts. Pt., 25c; qt., 40c; pk., \$2.50; bu., \$8.00. *By Mail, Postpaid, pt., 35c; qt., 50c.*

✓ **German Wax Pole**—Pt., 20c; qt., 35c; pk., \$2.00; bu., \$7.00. *By mail, postpaid, pt., 30c; qt., 50c.*

LIMA OR BUTTER BEAN (Dwarf Sorts.)

How to Grow—Butter Beans may be grown in the same manner as you would ordinary String Beans. The greatest trouble experienced in growing this class of beans lies in the fact that so few varieties in the South seem to be a success. The larger varieties, both bunch and pole, do not seem to stand the dry, hot weather, and rarely ever fill out, while the smaller varieties, both in the bunch and pole, do splendid. This class of beans is more tender and more susceptible to cold than ordinary bunch beans, and cannot be planted so early in the spring. And again, they cannot usually be covered to the same depth. Butter Beans, to germinate satisfactorily, should be barely covered.

The Best Fertilizer—A large quantity of well rotted stable manure thoroughly incorporated in the soil is best for Butter Beans, the object being to get the soil as loose and friable as possible. Lima Beans will do no good where the soil is hard and becomes baked.

Burpee's Bush Lima—This is a true dwarf of the large Lima. The plants grow often two feet high, sometimes throwing out short runners, but the whole forms a compact, bushy mass, and bear, under favorable conditions, an enormous crop. The pod is very large, broad and flat, usually containing three to four beans, and is very easily shelled. This variety is a vigorous grower, and should be given much greater distance than the small dwarf. It should be planted in loose, mellow, rich ground and worked thoroughly and often to prevent suffering from drouth. It is useless to plant on poor, stiff, dry soils, as the pods would not fill. Pt., 20c; qt., 35c; pk., \$2.00; bu., \$7.00. *By mail, postpaid*, pt., 30c; qt., 50c.

Dreer's Bush Lima—This variety of Lima in habit of growth is very much like Burpee's Bush Lima. It shows same inclination to run, or is rather trailing in habit; will reach a height sometimes of two feet, and if given proper distance and well cultivated will yield enormously. The pods are short, very thick, usually containing three very large, short, thick beans. On good soil this is a most profitable market variety. Pt., 20c; qt., 35c; pk., \$1.75; bu., \$6.00. *By mail, postpaid*, pt., 30c; qt., 50c.

Henderson's Dwarf Lima—This variety of butter bean is the most popular and more largely planted in the South to-day than any other sort. It is the main money crop with a large per cent. of the Birmingham truckers, who plant it in succession from April to September. It is a true dwarf of the small running Lima. The dry bean is small, flat and nearly round. Plants grow from eight to twelve inches tall, and rarely show any disposition to run; is very early, exceedingly prolific, and stands the dry, hot weather at the South better than any other bean. They should be planted on rich soil and well cultivated. The yield is surprising. Pt., 20c; qt., 35c; pk., \$1.75; bu., \$6.50. *By mail, postpaid*, pt., 30c; qt., 50c.



BURPEE'S BUSH LIMA.

TALL VARIETIES.

How to Grow—They should not be planted before the ground is thoroughly warm, then plant very shallow in good, deep, rich soil out in the open to secure plenty of ventilation and air. You should never attempt to grow them thick or crowd them against a board fence. Add 10c per pt. and 15c per qt. extra for postage.

Standard Varieties—**Godden's Mammoth**—Pt., 25c; qt., 40c; pk., \$2.50; bu., \$8.00. **Carolina or Sewee**—Pt., 20c; qt., 35c; pk., \$1.75; bu., \$6.00. **Extra Early Large White Lima**—Pt., 20c; qt., 35c; pk., \$1.75; bu., \$6.00. **Willow Leaf Lima**—Pt., 20c; qt., 35c; pk., \$1.75; bu., \$6.00.

BEETS FOR TABLE USE.

How to Grow—Any soil that will grow good crops of potatoes or turnips is best for Beets. They will not do much in poor, sandy situations except through the use of considerable fertilizers. Potash is one of the most essential elements of plant food in growing beets. A good formula is two hundred pounds acid phosphate, two hundred pounds cotton seed meal, fifty to seventy-five pounds sulphate of potash; this for an acre in drills.

✓ **Detroit Dark Red**—This is without question one of the best all-round Beets in cultivation. It is a very dark red variety, fine globular shaped, very smooth, small tops, flesh dark red with veins of lighter shade. It holds its color after cooking, making it a most popular sort. In earliness it follows closely behind Crosby's Egyptian, and is a more profitable market sort. Pkt., 2 for 5c; oz., 10c; $\frac{1}{4}$ lb., 20c; lb., 60c.



DETROIT DARK RED.

never has a hard, tough, woody neck, is thicker and of much better eating quality. Pkt., 2 for 5c; oz., 10c; $\frac{1}{4}$ lb., 20c; lb., 60c.

✓ **Extra Early Bassano**—This is an extra early, very sweet variety; the flesh is a beautiful pink color, and when cooked fades into a lighter shade of pink with dashes of white. Pkt., 2 for 5c; oz., 10c; $\frac{1}{4}$ lb., 20c; lb., 60c.

✓ **Extra Early Eclipse**—A beautiful globe-shaped variety of a dark, rich red color, and is unexcelled in eating qualities. Our strain of this variety is exceedingly early, very hardy, standing the heat and drought better than the flat sorts, and consequently a more desirable sort for fall planting. Pkt., 2 for 5c; oz., 10c; $\frac{1}{4}$ lb., 20c; lb., 60c.

✓ **Early Dark Blood Turnip Beet**—This is the most popular variety of all, being the standard sort for both the market gardener and farmer. It is by far the hardest of all the turnip varieties, and may be planted out doors from April until October, and will produce the same as a turnip, spring or fall. It is of a rich, dark red color, and most excellent eating qualities. Pkt., 2 for 5c; oz., 10c; $\frac{1}{4}$ lb., 20c; lb., 60c.

✓ **Improved Long Blood Beet**—This is an excellent variety for table and stock. The beet is long and smooth, flesh a deep red, and is both tender and delicious. Pkt., 2 for 5c; oz., 10c; $\frac{1}{4}$ lb., 20c; lb., 60c.

✓ **Birmingham's Earliest**—This variety is the very earliest beet in cultivation. It is largely used in the South for forcing in cold frames or hot beds for early market. The variety produces but little foliage and a medium sized smooth root of globular shape and of a rich cardinal red color. We have seen this variety in rich situations large enough to bunch in forty to forty-five days. This is a splendid sort to grow in connection with other later sorts. It will be gone by the time other sorts come in. Pkt., 2 for 5c; oz., 10c; $\frac{1}{4}$ lb., 25c; lb., 75c.

✓ **Standard Varieties**—Dirigo Extra Early Beet—Pkt., 2 for 5c; oz., 10c; $\frac{1}{4}$ lb., 25c; lb., 75c. Edmond's Early Turnip Beet—Pkt., 2 for 5c; oz., 10c; $\frac{1}{4}$ lb., 20c; lb., 60c.

✓ **Extra Early Egyptian Turnip Beet**—An extremely early flat variety of dark red color, making very small top, and can be cultivated very close. Under favorable conditions this variety should make beets large enough for market fifty days from germination, and to be good should not be allowed to remain in the ground too long, as they become tough and stringy with age, but of unsurpassing qualities in flavor when not too old. We can recommend it highly for your first planting. Pkt., 2 for 5c; oz., 10c; $\frac{1}{4}$ lb., 20c; lb., 60c.

✓ **Dewing's Improved Blood Turnip Beet**—This variety is a vast improvement over the common Turnip Beet. It is dark colored, of beautiful globe shape, very tender, and does not become tough and woody. Pkt., 2 for 5c; oz., 10c; $\frac{1}{4}$ lb., 20c; lb., 60c.

✓ **Crosby's Extra Early Egyptian**—This is the finest strain of early beet there is. It differs from the common Egyptian in that it



BIRMINGHAM'S EARLIEST.

STOCK BEETS (Mangel Wurzels.)

How to Grow—Experience has taught us in the South that owing to universal droughts in the fall of the year it is best to plant the Mangel in the early spring, as it requires a long time for this variety of beet to perfect its growth, and if started in the spring it will root deep enough to stand a severe drought in the fall without much danger of injury. The seed should be drilled in the early spring in rows three feet apart and thinned to about a foot apart in drill. They can be easily transplanted the same as a table sort, and always produce larger roots by being transplanted. They require good cultivation. The crop should be taken up very carefully in the fall of the year, care being taken not to bruise the roots, as it will cause an early decay. The crop when first gathered is very acrid, and will badly scour cattle. They develop their best qualities after being kept awhile, and their value is estimated by the amount of saccharine matter they contain, which is from six to eight per cent. of their gross weight. A great many farmers always cook them before feeding. They should be kept in a dry, cool place, and protected from freezes—pretty much the same as sweet potatoes.

✓ **Mammoth Long Red Mangel**—This is the standard variety of Mangel everywhere, being the hardiest, more certain to produce well than any other sort, and very few growing larger. The greater part of this sort grows above ground, and will stay in the ground and grow continuously through the entire winter in the South. Pkt., 2 for 5c; oz., 5c; $\frac{1}{4}$ lb., 15c; lb., 40c; 5 lbs., \$1.50.

✓ **Chirk Castle Mangel**—This is one of the largest varieties we have ever seen growing around Birmingham, and has been known to attain the weight of fifty-eight pounds, but our soil does not produce it so large, averaging usually from ten to twenty pounds. Pkt., 2 for 5c; oz., 10c; $\frac{1}{4}$ lb., 20c; lb., 50c.

✓ **Golden Globe Mangel**—A large yellow, globe-shaped variety, producing a very smooth, even shaped root of excellent quality; is finer grained and not so woody as the longer sort. Pkt., 2 for 5c; $\frac{1}{4}$ lb., 15c; 1 lb., 40c; 5 lbs., \$1.50.

✓ **Orange Globe Mangel**—A beautiful orange colored variety, growing almost round, attaining good size, very hardy and unsurpassed in feeding qualities. Pkt., 2 for 5c; oz., 5c; $\frac{1}{4}$ lb., 15c; 1 lb., 40c; 5 lbs., \$1.50.

✓ **Golden Tankard Mangel**—A mammoth half-long variety, growing a greater part of its roots above ground, hence it can be raised successfully on thin soil. It is a great yielder, every root growing to uniform size, fine grain and excellent keeping quality. Pkt., 2 for 5c; oz., 5c; $\frac{1}{4}$ lb., 15c; 1 lb., 40c; 5 lbs., \$1.50.

✓ **Lane's Improved Sugar**—A variety possessing more saccharine matter than any other sort. A good keeper, exceedingly productive, and of the finest quality and texture. Pkt., 2 for 5c; oz., 10c; $\frac{1}{4}$ lb., 20c; 1 lb., 50c.

✓ **Norbitant Giant**—A mammoth long sort, very productive of fair quality, a big yielder on deep soil, and one of the best keepers. Pkt., 2 for 5c; oz., 10c; $\frac{1}{4}$ lb., 20c; 1 lb., 50c.

BROCCOLI.

This vegetable was derived from the wild cabbage, and resembles cauliflower very much, but requires a much longer season to develop than the cauliflower. The seed should be sown in spring and transplanted in summer into very rich ground and watered occasionally. They will head by fall and make a fine dish boiled.

✓ **Walcheren**—This is one of the hardiest sort and best adapted to the South. Pkt., 2 for 5c; oz., 35c; $\frac{1}{4}$ lb., \$1.00; 1 lb., \$3.50.

BRUSSELS SPROUTS.

A vegetable very close akin to the cabbage and collard. It may be treated in the South just like collards. It produces a peculiar erect stock about one and one-half to two feet high, and bears numerous little sprouts shaped like a head of cabbage.

✓ **Perfection**—This is the best variety for the South. The plant grows about two feet high and produces from the stem numerous little sprouts, one or two inches in diameter, resembling cabbage. The sprouts are used as greens, and become very tender and rich when touched by frost. It should be sown in May, and cultivated the same as cabbage. Pkt., 2 for 5c; oz., 15c; $\frac{1}{4}$ lb., 50c; 1 lb., \$1.50.



CABBAGE.

We don't claim that we sell the best Cabbage Seed in the world, but we do claim that there is none better. We are very careful with our Cabbage stocks, and don't handle cheap imported seed at all.



SPECIAL NOTICE—It is impractical here, on account of limited space, to go into detail in regard to the cultivation of Cabbage. But, recognizing the want of reliable information on this subject, we have published a pamphlet on this subject, which, we believe, covers the subject quite fully. We will mail this pamphlet free of charge to any one interested. This pamphlet tells you all about the different varieties, best methods of cultivation, how to fertilize, and treats of the Cabbage as a money crop.

EARLY VARIETIES.

Early Jersey Wakefield (See Cut)—This is one of the most popular of all sharp-head varieties, exceedingly early, very hardy, and one of the surest to head. As a market variety it cannot be excelled, always finding ready sale on account of its uniform size, does not grow too large or small, and can be relied on for excellent flavor. Pkt., 2 for 5c; oz., 20c; $\frac{1}{4}$ lb., 50c; lb., \$1.75.

Early Large York—An old standard variety, well known in the country, forming a very small, compact head in a remarkable short time, but entirely too small for marketing. Pkt., 2 for 5c; oz., 20c; $\frac{1}{4}$ lb., 50c; lb., \$1.50.

Early Spring—Absolutely the earliest flat headed Cabbage on the market. This variety makes but few surplus leaves, very short stem and large, broad, very flat head. Pkt., 2 for 5c; oz., 25c; $\frac{1}{4}$ lb., 60c; lb., \$2.00.

Early Winnings-tadt—An extremely early, sharp-heading variety, producing a head of fair size, and the very best eating and keeping qualities. Pkt., 2 for 5c; oz., 20c; $\frac{1}{4}$ lb., 50c; lb., \$1.50.



EARLY JERSEY WAKEFIELD.

All-Head Cabbage

—A sure heading variety in the South standing the heat well, producing very few surplus leaves, most all going into its large, broad, flat head. It is being largely planted in the South for early shipment to Northern markets. Pkt., 2 for 5c; oz., 20c; $\frac{1}{4}$ lb., 50c; lb., \$1.50.



ALL-HEAD.

Charleston Wakefield—It is a great improvement over the Jersey Wakefield in size, a sure header, and well adapted to the South, where the variety originated. It is the only sort grown in some sections of the South; being a good keeper secures for it a good price in the markets. Pkt., 2 for 5c; oz., 20c; $\frac{1}{4}$ lb., 50c; lb., \$1.75.

Henderson's Early Summer Cabbage—It is much earlier than most of the flat-headed varieties, and produces very few surplus leaves, all going to head if planted on rich ground and the season not too dry. It is well adapted to the South, standing the heat and drought well, and under favorable conditions will produce heads from ten to twenty pounds in weight. Pkt., 2 for 5c; oz., 20c; $\frac{1}{4}$ lb., 50c; lb., \$1.50.

Improved Early Drumhead Cabbage—The Drumhead Cabbage is a true Southerner, well adapted to the South, stands the long summer heat, and produces large heads. Pkt., 2 for 5c; oz., 20c; $\frac{1}{4}$ lb., 50c; lb., \$1.50.

Improved Early Dwarf Flat Dutch—A sure crop. Pkt., 2 for 5c; oz., 20c; $\frac{1}{4}$ lb., 50c; lb., \$1.50.

CABBAGE—LATE VARIETIES.

Large Late Flat Dutch—For a main or fall crop of large flat heads nothing is superior to this sort. It is very hardy, a reliable header, and is never disappointing when a good strain is planted. Pkt., 2 for 5c; oz., 15c; $\frac{1}{4}$ lb., 50c; lb., \$1.50.

Large Late Drumhead—This is equally as good Cabbage as the Flat Dutch, differing only in the shape of the head, not being so flat. It will stand the changeable conditions of weather at the South better than most any sort. Pkt., 2 for 5c; oz., 15c; $\frac{1}{4}$ lb., 50c; lb., \$1.50.

Florida Header—A very large type of Drumhead, largely used in the South for main fall crop. Pkt., 2 for 5c; oz., 20c; $\frac{1}{4}$ lb., 50c; lb., \$1.50.

Danish Ball Head—A very hardy fall variety, heads round, exceedingly hard and unexcelled in keeping qualities. Pkt., 2 for 5c; oz., 20c; $\frac{1}{4}$ lb., 65c; lb., \$2.00.

Surehead—A large, reliable heading sort, very popular in the South for both spring and fall use. Pkt., 2 for 5c; oz., 15c; $\frac{1}{4}$ lb., 50c; lb., \$1.50.

Succession—This is one of the earliest of the very large heading sorts. Very profitable for a main spring crop. Pkt., 2 for 5c; oz., 15c, $\frac{1}{4}$ lb., 50c; lb., \$1.50.

All Seasons—A very hardy, large heading sort. A favorite in the South for planting at all seasons. Pkt., 2 for 5c; oz., 15c; $\frac{1}{4}$ lb., 50c; lb., \$1.50.

Mammoth Red Rock—A very hard heading sort of beautiful dark red color, very resistant to both cold and heat. Pkt., 2 for 5c; oz., 15c; $\frac{1}{4}$ lb., 50c; lb., \$1.50.

Fotler's Short-Stem Brunswick Drumhead—A large, late variety, producing very few surplus leaves and the thickest, heaviest head of any sort. Its growth is very stocky, stem very thick and short, and does not rot as easy as some other late sorts, and will carry further in shipping than any variety grown around Birmingham. Pkt., 2 for 5c; oz., 15c; $\frac{1}{4}$ lb., 50c; lb., \$1.50.

Autumn King—A quick heading winter sort; heads broad and flat, stem very short and few surplus leaves; resembles a Savoy, but much larger. Pkt., 2 for 5c; oz., 20c; $\frac{1}{4}$ lb., 50c; lb., \$1.75.

Hollander—A fine imported Cabbage from Holland, very late; leaves thick and smooth; head very solid and round. A splendid keeper and very profitable for winter crop. Pkt., 2 for 5c; oz., 20c; $\frac{1}{4}$ lb., 65c; lb., \$2.00.

American Drumhead Savoy (Winter Cabbage)—This is the leading Savoy Cabbage grown, the most hardy, and attaining a good size. It takes a remarkably hard spell of cold weather to kill this Cabbage. Its growth is very much like a collard, being greatly improved by frost, rendering it tender and delicious. Pkt., 2 for 5c; oz., 15c; $\frac{1}{4}$ lb., 50c; lb., \$1.50.

Green Curled Savoy—This Savoy is identical with the Drumhead Savoy, only it makes scarcely any head. Leaves curly, of delicate flavor after frosted on. Pkt., 2 for 5c; oz., 15c; $\frac{1}{4}$ lb., 50c; lb., \$1.75.

Southern Green Glazed Cabbage—This is an extremely hardy variety, growing very much like a collard, only the leaves are a rich green glossy color, leathery, tough, and don't seem to be bothered to any extent by worms. It is a delicious Cabbage when or after it has been frosted on. Pkt., 2 for 5c; oz., 20c; $\frac{1}{4}$ lb., 50c; lb., \$1.75.



LARGE LATE FLAT DUTCH.

Winter Cabbage—But few gardeners attempt to have Cabbage in the late fall and winter. Our observation has shown us that in the last few years around Birmingham there has been more profit in Fall and Winter Cabbage than the spring crop, except where the spring crop has been ready for market very early. The Savoy varieties of Cabbage are just about as hardy as a Collard, requiring a very hard freeze to seriously injure them. A great many times they pass the entire winter without injury. The seed of this variety should be planted in hills where they are to stand permanently. The time to plant is from July to August.

CARROT.

How to Grow.—Carrots, like beets, require a very deep, rich soil; but most any land can be made to produce Carrots if plowed very deep and a liberal quantity of fertilizer used. The seed should be sown thickly in drills two feet apart. Keep the plants clear of weeds and work often and well. The crop may be gathered in the fall, the same as sweet potatoes, and stored in like manner. They are especially recommended for feeding milk cows, horses, sheep and goats.

THE BEST FERTILIZER.—The Carrot, like all other root crops, requires a good deal of potash. A good fertilizer would be acid phosphate and stable manure and a liberal amount of kainit or muriate of potash.

✓ **Half-Long Danvers Carrot** (See cut.)—This is one of the largest yielders of all the varieties, often yielding from twenty-five to thirty tons per acre. It is of medium length and easily dug. The top is very small, color of a rich shade of orange, shape very handsome and smooth and of the highest quality. Pkt., 2 for 5c; oz., 10c; $\frac{1}{4}$ lb., 20c; lb., 60c.

✓ **Ox-Heart or Guerande** (See cut.)—A very early, beautiful shaped variety of excellent eating qualities, and is the finest flavored variety in the whole list. Pkt., 2 for 5c; oz., 10c; $\frac{1}{4}$ lb., 20c; lb., 60c.



OX-HEART CARROT.

✓ **Early Scarlet Horn Carrot**—The color is a deep orange, flesh very fine grained and of delicious flavor. It grows to a length of four to five inches, and will yield abundantly in shallow soil. Pkt., 2 for 5c; oz., 10c; $\frac{1}{4}$ lb., 20c; lb., 60c.

✓ **Chantenay**—Tops medium size, necks small, roots tapering slightly, but uniformly stump-rooted and smooth, color deep orange red, flesh very crisp and tender. Pkt., 2 for 5c; oz., 10c; $\frac{1}{4}$ lb., 20c; lb., 60c.

CAULIFLOWER.




How to Grow.—Cauliflower will grow on soil well adapted to cabbage, and the same methods of cultivation will answer. The seed should be sown in December in cold frame or hot bed and the plants wintered over and made as hardy as possible. They must be put out just as early as danger of hard freezes have passed. Rapid cultivation is necessary to bring the plants to head before hot weather. The heads will be improved if the leaves are tied over it when beginning to form.

✓ **Early Snowball**—The most reliable sort on the market. It is extremely early and more likely to head than any other sort. Pkt., 10c; oz., \$2.00; lb., \$24.00.

FERTILIZER CHEMICALS.

We can supply all fertilizer chemicals, such as Muriate Potash, Kainit, Nitrate Soda, Phosphate, Ground Bone, etc. It will pay you to use these in composting. Write us for on fertilizers will be of great help to you. Will be mailed

prices on fertilizer material. Our book free to any one interested.



IMPROVED HALF LONG DANVERS CARROT.

CELERY.

How to Grow—If the following directions are followed there is no doubt about growing good Celery. Prepare a good seed bed in early spring by forking up the soil to a depth of twelve or fifteen inches, and have it moderately rich and well pulverized. Sow the seed thickly and keep well watered, allowing no weeds to make their appearance. When the plants are two or three inches high transplant to other beds prepared in like manner and cultivate well. In the latter part of August or September these cultivated plants should be reset in rows three feet apart and four to six inches in drills. The soil for their final resting place should be made richer than the seed beds in which plants were grown. Plants grown in this manner will come very rapidly if they are worked well, and when they have about attained their full growth the bleaching process should be given. We would recommend instead of pulling the earth up to the plants, to place boards along side of plants and pull the earth up against the boards to hold them in place, as a fewer percentage of plants will rot if treated in this manner than if earth be used to bleach. The best way to avoid pithy stems is the selection of standard sorts. It must be remembered that Celery does better on rich, mucky land, and, where possible, select a place where there is an under strata of water near the surface. The object in bleaching Celery is to get rid of the acrid taste in the green stems. Celery may be stored for winter use and be bleached at the same time by digging out trenches about six inches deep and setting the stalks upright two or three inches apart and pulling up the earth to the top of the plants and covering with straw, and a light dressing of manure on the straw.

How to Fertilize—Any well rotted barnyard manure will do for Celery, but it is best to always compost with Kainit, about four to six hundred pounds to the ton, as the Kainit will prevent blight and rot that often attacks Celery.


✓ **Giant White Plume**—An excellent variety, producing very large, broad stalks, very succulent and of elegant flavor. Pkt., 2 for 5c; oz., 15c; $\frac{1}{4}$ lb., 50c; lb., \$1.50.

✓ **Golden Self-Blanching** (See Cut)—It produces a straight, vigorous stalk and heart of rich golden color, very succulent, nutty, excellent flavor, and the tenderest in construction of any variety we know. The variety blanches easily the entire stalk, and may be eaten clean up to the leaves. Pkt., 2 for 5c; oz., 35c; $\frac{1}{4}$ lb., \$1.00; lb., \$3.50.

✓ **Golden Dwarf**—A valuable dwarf sort, top of bright, silvery color and heart of a beautiful golden yellow, very rich and nutty flavor, and well adapted to the South. Pkt., 2 for 5c; oz., 15c; $\frac{1}{4}$ lb., 50c; lb., \$1.50.

✓ **Mammoth White Solid**—A very large variety, possessing all the qualities of a first-class Celery. Pkt., 2 for 5c; oz., 15c; $\frac{1}{4}$ lb., 50c; lb., \$1.50.

✓ **Giant Pascal**—A very tall, heavy variety, producing very large, thick and solid stalks of a very rich and nutty flavor. Pkt., 2 for 5c; oz., 15c; $\frac{1}{4}$ lb., 40c; lb., \$1.25.



GOLDEN SELF-BLANCHING.

COLLARDS.

✓ **Southern or Georgia**—The standard sort with everyone. Pkt., 2 for 5c; oz., 10c; $\frac{1}{4}$ lb., 25c; lb., 75c.


✓ **Blue Stem**—A tall blue legged sort, and the hardiest variety on the list. After being frosted on makes an elegant dish of greens. Pkt., 2 for 5c; oz., 10c; $\frac{1}{4}$ lb., 25c; lb., 75c.

✓ **Georgia Cabbage Collards**—This variety of Collards is known by a great many Southern farmers as a Winter Cabbage. It makes a very short stem, and about the time the first frost comes on begins to head, and forms quite a good size head, which remains in firm condition for a long time, and in eating qualities is not excelled by the Winter Savoy. Pkt., 2 for 5c; oz., 10c; $\frac{1}{4}$ lb., 25c; lb., 75c.

✓ **Georgia Whitehead**—It is by far the best native variety on the list, forming a white, bunchy head, which cooks very tender, and is of a very rich and delicate flavor. Pkt., 2 for 5c; oz., 10c; $\frac{1}{4}$ lb., 25c; lb., 75c.

SEED CORN (White Varieties.)

Boone County White—This is undoubtedly one of the finest large white field Corns in cultivation. The grain is large, pure white and evenly lined on a perfectly white cob. The ears average from nine to



BOONE COUNTY WHITE.

twelve inches long, eighteen to twenty-four rows and matures inside of one hundred and twenty days. This is a most hardy, prolific variety, and is never disappointing in its yield. Pt., 10c; qt., 15c; Pk., 50c; bu., \$1.50.

By mail, postpaid, pt., 20c; qt., 30c.

✓ **Adams' Early**—A small, early white Corn, grown largely for early roasting ears. Very profitable for early market if planted on good soil. Pt., 10c; qt., 15c; pk., 75c; bu., \$2.75. *By mail, postpaid, pt., 20c; qt., 30c*

✓ **Large White Dent**—This is an old favorite field Corn in the South, producing long, large ears, grain large and of good quality. It is a warm favorite for general crop. Pt., 10c; qt., 15c; pk., 50c; bu., \$1.50.

By mail, postpaid, pt., 20c; qt., 25c.

✓ **Mexican June**—A hardy, drouth resisting white Corn. Ears seven to ten inches, having fourteen to eighteen rows evenly lined on white cob, grain of good size. The great value of this Corn to the Southern farmer lies in its ability to make under conditions entirely too dry for other sorts. It is largely used in Alabama for planting on stubble land during June, July and August. It will recover from the most severe dry, hot spells, and never fails to make a crop by frost. The stalk grows often to the height of fifteen to sixteen feet, producing two to three good ears, and on account of its making an enormous amount of stalk and fodder makes it peculiarly adapted for ensilage. Pt., 15c; qt., 25c; pk., 75c; bu., \$2.50. *By mail, postpaid, pt., 25c; qt., 40c.*

✓ **Owen's Red Cob**—An extra large field corn; grain long, broad and evenly lined on large red cob. The ears of this sort will run from nine to twelve inches long, and have from eighteen to twenty-two rows. It is rather a late maturing sort, but for bottom land or a main crop this corn cannot be excelled. Our seed of this variety is grown in Tennessee, in the Tennessee River Valley, and is undoubtedly the highest developed type of this class of Corn that can be obtained. Pt., 10c; qt., 15c; pk., 50c; bu., \$1.50. *By mail, postpaid, pt., 20c; qt., 30c.*

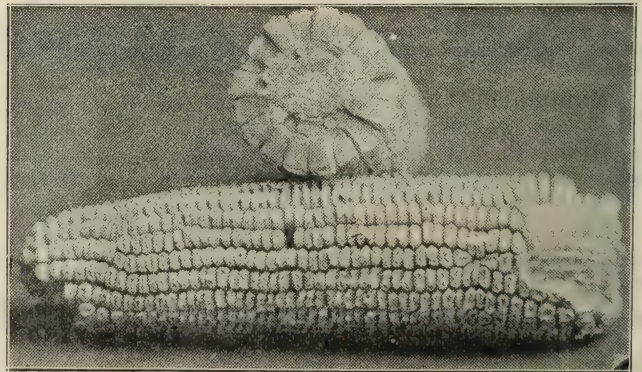
✓ **Early White Snow Flake**—This variety is undoubtedly the earliest large Corn in cultivation.

The grain is deep white; cob, small, white, sometimes running as much as ninety per cent. grain. The average length of the ear is eight to eleven inches, and the stalk is low, averaging about seven to eight feet. The ear is usually borne close to the ground. This variety admits of close cultivation, and in our judgment is one of the most profitable Corns that can be grown for main crop. It has been known to make a roasting ear in Alabama in sixty days after germinating. It will always be hard enough to grind in ninety to one hundred and ten days. It is largely used throughout the South for planting as late as July. Pt., 10c; qt., 15c; pk., 50c; bu., \$1.50.

By mail, postpaid, pt., 20c; qt., 30c.

Adams' Extra Early—This variety is like Adams' Early, only it is somewhat smaller and also a little earlier. Pt., 10c; qt., 15c; pk., 75c; bu., \$2.75. *By mail, postpaid, pt., 20c; qt., 30c.*

Standard Varieties—**Hickory King**—Pt., 10c; qt., 15c; pk., 50c; bu., \$1.50; *by mail, postpaid, pt., 20c; qt., 30c.* **St. Charles**—Pt., 10c; qt., 15c; pk., 50c; bu., \$1.50; *by mail, pt., 20c; qt., 30c.*



EARLY WHITE SNOW FLAKE.

YELLOW CORNS.

✓ **Improved Leaming**—This is one of the best yellow field Corns in cultivation. The grain is a deep golden yellow color, small and pointed. Ears average nine to twelve inches long, cob small and red. This variety matures in one hundred to one hundred and fifteen days in Alabama. The appearance of this grain is deceiving, and one is easily to be misled in the belief, because the grain is deep, small pointed, that the corn is a small variety. For a general field crop where a large yellow corn is wanted, nothing will give better satisfaction. Pt., 10c; qt., 15c; pk., 50c; bu., \$1.50.

✓ *By mail, postpaid, pt., 20c; qt., 30c.*

✓ **Golden Beauty**—This is the handsomest yellow Corn in cultivation, and one of the best yielders where planted on rich soil. The ears average eight to ten inches long. The grain is broad flat, very much like White Hickory King, and of a beautiful light golden yellow color, with white cob. The ears have fourteen to sixteen rows, and, on account of the size of the grain, makes it a very large ear. The stalk is moderately tall, a thrifty grower, often producing two and more good ears.

W. M. Glass, of this city, made a yield this season of one thousand bushels on twelve acres. Pt., 10c; qt., 15c; pk., 50c; bu., \$1.50. *By mail, postpaid, pt., 20c; qt., 30c.*


✓ **Early Golden Dent**—The standard early yellow field corn. Very productive on good soil and the general favorite where a yellow corn is wanted. Pt., 10c; qt., 15c; pk., 50c; bu., \$1.50. *By mail, postpaid, pt., 20c; qt., 30c.*

✓ **Large Grain Golden Dent**—This is the same variety as the Early Golden Dent, only the grain is much larger, and is possibly two weeks later. Pt., 10c; qt., 15c; pk., 50c; bu., \$1.50.

✓ *By mail, postpaid, pt., 20c; qt., 30c.*


✓ **Legal Tender**—A medium late large yellow Corn, ears very long, grain deep and of good size; color a bright golden yellow. Pt., 10c; qt., 15c; pk., 50c; bu., \$1.50. *By mail, postpaid, pt., 20c; qt., 30c.*

✓ **Reid's Yellow Dent**—This is the finest strain of early yellow Corn. Ears average nine to eleven inches long, eighteen to twenty-four rows, cob small and deep red. It matures in one hundred to one hundred and fifteen days. The grain is of good size and light golden color. As an early field corn it is not excelled. Pt., 10c; qt., 15c; pk., 50c; bu., \$1.50. *By mail, postpaid, pt., 20c; qt., 30c.*



IMPROVED LEAMING.

SUGAR CORN.



REID'S YELLOW DENT.

✓ **Mammoth Sugar**—A very large, medium late Sweet Corn, producing broad, flat grains, very desirable for table use. Pt., 15c; qt., 25c; pk., \$1.00; bu., \$3.00.

✓ *By mail, postpaid, pt., 25c; qt., 40c.*

✓ **Early Cory**—A very early small sweet corn of splendid eating quality. Pt., 15c; qt., 25c; pk., \$1.00; bu., \$3.00.

✓ *By mail, postpaid, pt., 25c; qt., 40c.*

✓ **Stowell's Evergreen**—A standard variety of Sweet Corn, producing very large ears, grains deep and remains in edible condition longer than any other sort.

Pt., 15c; qt., 25c; pk., \$1.00; bu., \$3.00. *By mail, postpaid, pt., 25c; qt., 40c.*

✓ **Country Gentleman**—A popular Sweet Corn, producing fair size ears, long slim grains, unevenly distributed on cob, extremely sweet, and without question the best quality of any Sweet Corn. Pt., 15c; qt., 25c; pk., \$1.00; bu., \$3.00. *By mail, postpaid, pt., 25c; qt., 40c.*

CUCUMBERS.

SPECIAL NOTICE—Buyers of Cucumber seed will be astonished at the unusual high prices of seed for this season. Most varieties are from three to four times higher than were shown in any past issue of this Catalogue. The cause of this is the unusual shortage of the past season's crop. Some varieties are practically unobtainable, so it is not a question of how much one must pay, but of being able to procure the seed at any price.

How to Grow—The proper distance for Cucumbers in hills about four feet apart each way, and not over two vines should be left to the hill. The soil should be loose, deep and very rich. After the vines begin to run they should not be disturbed, as handling of the vines will invariably cause them to fruit poorly.

Caution—All fruit should be removed from the vine as fast as it is large enough for market, otherwise the vines will cease to bear.

How to Fertilize—The best fertilizer for Cucumbers is nitrate of soda, broadcasted at the rate of about two hundred pounds to the acre. This should be used in addition to a shovelfull of well rotted compost, which may be applied under each hill.

✓ **Jersey Pickle**—A short, green, prolific sort, producing uniform, medium-sized fruit, excellent for pickling. Pkt., 2 for 5c; oz., 20c; $\frac{1}{4}$ lb., 50c; lb., \$1.50.

✓ **Japanese Climbing**—A running variety, taking readily to a trellis or pole, producing fruit of medium size, dark green color, flesh very thick, few seeds and of good quality. Pkt., 2 for 5c; oz., 25c; $\frac{1}{4}$ lb., 75c; lb., \$2.50.



CHICAGO PICKLE.

✓ **Long Green**—The standard variety everywhere for main crop. The variety is very prolific, producing unusually long dark green fruit, very firm, few seeds, and of good eating quality. It remains in edible condition longer than any other sort, and better suited for a main crop than any other variety. Pkt., 2 for 5c; oz., 20c; $\frac{1}{4}$ lb., 50c; lb., \$1.75.

✓ **Early Frame**—An early, vigorous running variety, producing short green fruit of excellent quality; very desirable for pickling. Pkt., 2 for 5c; oz., 20c; $\frac{1}{4}$ lb., 50c; lb., \$1.50.

✓ **Chicago Pickle** (See Cut)—A small, dark green early prolific sort; more largely used for pickling purposes than any other sort. Pkt., 2 for 5c; oz., 20c; $\frac{1}{4}$ lb., 50c; lb., \$1.50.

✓ **Gherkin or Burr**—A variety used exclusively for pickling. Fruit small, oval shaped, covered with spines having the appearance of a burr. Pkt., 2 for 5c; oz., 20c; $\frac{1}{4}$ lb., 50c; lb., \$1.75.

✓ **Early Cluster**—An early prolific short green variety, bearing its fruit in clusters. Very desirable for home pickles. Pkt., 2 for 5c; oz., 20c; $\frac{1}{4}$ lb., 50c; lb., \$1.50.

✓ **Thorburn's Everbearing**—A small, dark green sort, desirable for pickling; the vines having a longer bearing period than any other sort. Pkt., 2 for 5c; oz., 20c; $\frac{1}{4}$ lb., 50c; lb., \$1.75.

✓ **Improved Early White Spine** (See Cut)—The most popular and profitable variety with truck farmers for market purposes. The variety is early, producing very large, smooth, light green fruit, very tender and crisp. The most desirable sort for slicing. Pkt., 2 for 5c; oz., 20c; $\frac{1}{4}$ lb., 50c; lb., \$1.75.



WHITE SPINE.

CRESS—**Culture**—Cress, or pepper grass as it is sometimes called, makes one of the most delicious spring salads imaginable. Sow the same as turnips, in drills or broadcast. The flavor is very delicate, fine for seasoning, and is used largely for ornamenting tables, dressing dishes, etc.

✓ **Extra Curled Cress**—The leaves are very curly, tender, crisp, and of the most excellent flavor; makes a fine dish of salad when young. Pkt., 2 for 5c; oz., 10c; $\frac{1}{4}$ lb., 20c; lb., 50c.

✓ **WATER CRESS**—**Culture**—This is an aquatic plant, and can only be grown successfully in a marshy place, where there is plenty of water. It is perennial in growth, and when once established will last forever, and bear an abundant crop of excellent salad each season. It is largely used by restaurants and hotels for dressing dishes, etc. Pkt., 2 for 5c; oz., 25c; $\frac{1}{4}$ lb., \$1.00; lb., \$3.00.

EGG PLANT.

HOW TO GROW.—For early use sow in well prepared hot-bed early in spring, and keep the beds well moist by watering, and keep well protected from the cold, as the plants are very sensitive to cold, which will dwarf them in growth and fruit. Let the plants remain in the hot-bed until all danger of frost is over, and then transplant in rows two feet apart and about twenty inches in drills. Egg plants to be salable must be of a beautiful dark purple, and handsome form.

THE BEST FERTILIZER.—The best fertilizer for Egg Plant is a well rotted compost of good stable manure mixed with two or three hundred pounds of kainit to the ton.

✓ **Improved New York Purple**—It is the leading market variety, of large size, skin of a beautiful dark purple. Pkt., 2 for 5c; oz., 30c; $\frac{1}{4}$ lb., \$1.00; lb., \$3.50.

✓ **Improved Large Thornless** (See cut.)—The fruit is very large, beautifully shaped, and of a rich, glossy dark purple. Pkt., 2 for 5c; oz., 30c; $\frac{1}{4}$ lb., \$1.00; lb., \$3.50.



LARGE THORNLESS EGG PLANT.

ENDIVE.

HOW TO GROW.—Sow in the spring as soon as all danger of frost is over, and repeat the sowings until the first of October. Sow in drills, and thin to six or eight inches apart. When the leaves are about eight inches long tie them up for blanching, or cover them up with a pot of some kind. For a winter crop plant in frames the same as Lettuce, and cultivate alike.

✓ **White Curled Endive**—One of the most beautiful varieties grown. The mid rib is yellow and the leaves almost pure white; fine for garnishing or eating. Pkt., 2 for 5c; oz., 10c; $\frac{1}{4}$ lb., 35c; lb., \$1.00.

✓ **Green Curled Endive**—The hardiest variety of them all, standing outdoors most all winter. The leaves are a beautiful dark green, very crisp and tender; will blanch pure white in center. Pkt., 2 for 5c; oz., 10c; $\frac{1}{4}$ lb., 25c; lb., \$1.00.

KOHL-RABI. **HOW TO GROW.**—For an early or late crop it should be cultivated the same as cabbage. The vegetable is grown for its turnip-shaped bulb, which is formed above the ground by the expansion of the stem. The bulb should be used while young and tender, as age detracts from its good qualities.

✓ **Early White Vienna**—It is very early, a rapid grower, and produces a good sized bulb of light green color, which is exceedingly tender and delicious. Pkt., 2 for 5c; oz., 20c; $\frac{1}{4}$ lb., 65c; lb., \$1.75.

KALE. **HOW TO GROW.**—A variety of plant belonging to the cabbage family, producing one of the most delicious salads grown. May be grown in the same manner as cabbage, or can be broadcasted like turnips. **THE BEST FERTILIZER.**—Kale, belonging to the same family as the cabbage, may be fertilized in the same manner.



DWARF CURLED SCOTCH KALE.

seasoning, it is equally good sliced and cooked the same as peas. The Leek requires very deep, strong soil, fertilized broadcast with coarse stable manure.

✓ **Golden's Mammoth Leek**—One of the largest and finest Leeks grown; very early and of excellent flavor. Pkt., 2 for 5c; oz., 15c; $\frac{1}{4}$ lb., 40c; lb., \$1.25.

✓ **Improved Large London Flag**—It is a very large variety, vigorous and well adapted for market gardeners. It has very broad leaves growing on both sides, blanches well, and is unequalled in general merits. Pkt., 2 for 5c; oz., 15c; $\frac{1}{4}$ lb., 35c; lb., \$1.00.

✓ **Dwarf Curled Scotch Kale** (See Cut.)—A very dwarf early sort, a vigorous grower, producing beautiful curly leaves, and spreading largely. Pkt., 2 for 5c; oz., 10c; $\frac{1}{4}$ lb., 25c; lb., 75c.

✓ **Tall Curled Scotch**—A tall growing, hardy, very curly variety of Kale. Its growth is sometimes two feet in height, holding its foliage well above the ground. Pkt., 2 for 5c; oz., 10c; $\frac{1}{4}$ lb., 25c; lb., 75c.

✓ **Siberian**—A vigorous growing variety, producing large, broad, grayish green leaves, only slightly curled at the edges. It stands more heat and cold than any other sort. Pkt., 2 for 5c; oz., 10c; $\frac{1}{4}$ lb., 20c; lb., 60c.

LEEK. **HOW TO GROW.**—The seed should be sown early in hotbed, if you have one, if not, sow in a seed bed in some sheltered place, if possible. When the plants are about six inches long transplant them in drills six inches deep, with very rich soil at the bottom. Fill in the trenches as the plants begin to grow, and keep pulling up the dirt as the plants advance. By this method you will soon have large, fine, well blanched Leek for table or market use. The plant is hardy, and can be kept all winter if stored in a pit with damp sand around the roots. Besides being a very delicate vegetable for

LETTUCE.

How to Grow—The same attention necessary in cabbage will produce a good crop of Lettuce. The plants may be started in hotbeds and transplanted in rows about thirty inches apart and one foot in drill. The soil must be very rich, as the plants must develop quickly to be of good quality. The seed may also be sown in rows and thinned out to the proper distance without transplanting. Lettuce may be planted any month in the year. During cold weather it is successfully grown in cold frames and hotbeds.

How to Fertilize—The best fertilizer for Lettuce is a large ration of stable manure or a liberal dressing of nitrate of soda at the rate of 200 pounds to the acre. This should not all be distributed at once, however.

Godden's Early Cabbage or Butter Lettuce (See Cut)—This is one of the largest heading varieties known. The sort is very hardy, producing a large, solid head,



GODDEN'S EARLY CABBAGE OR BUTTER LETTUCE.

almost like a cabbage, but on account of its large size is suited only for outdoor culture. The white head is very succulent and tender, and devoid of any bitter taste. Pkt., 2 for 5c; oz., 20c; $\frac{1}{4}$ lb., 50c; lb., \$1.50.

Big Boston—The most desirable variety for either hotbeds, cold frame or outdoor culture. Never fails to produce a close, compact, heavy head of excellent quality. This variety is in larger demand with the market gardeners than all other sorts combined. Pkt., 2 for 5c; oz., 15c; $\frac{1}{4}$ lb., 35c; lb., \$1.00.

Early Dutch Butter—A very early small heading variety of good quality. Pkt., 2 for 5c; oz., 15c; $\frac{1}{4}$ lb., 35c; lb., \$1.

Drumhead Cabbage—A hardy late sort, producing large head. Pkt., 2 for 5c; oz., 15c; $\frac{1}{4}$ lb., 35c; lb., \$1.00.

Early Hanson—A large, early heading sort; very crisp and tender. Pkt., 2 for 5c; oz., 15c; $\frac{1}{4}$ lb., 35c; lb., \$1.00.

Ice Head—An early showy variety, almost white. Very tender and crisp.

Pkt., 2 for 5c; oz., 15c; $\frac{1}{4}$ lb., 35c; lb., \$1.00.

Early Cabbage—A very large, hardy variety. The standard sort for family garden. Pkt., 2 for 5c; oz., 15c; $\frac{1}{4}$ lb., 35c; lb., \$1.00.

Royal Cabbage Lettuce—A large, late variety, producing solid head, and possessing good keeping qualities. Pkt., 2 for 5c; oz., 15c; $\frac{1}{4}$ lb., 35c; lb., \$1.00.

Denver Market—A curly, Savoy leaved variety, very tender and crisp. Pkt., 2 for 5c; oz., 15c; $\frac{1}{4}$ lb., 35c; lb., \$1.00.

Grand Rapids—A very early, long, loose leaved variety; largely used for forcing for early market. Pkt., 2 for 5c; oz., 15c; $\frac{1}{4}$ lb., 35c; lb., \$1.00.

Hubbard Market—A very compact growing sort, good sized head and splendid quality. Pkt., 2 for 5c; oz., 15c; $\frac{1}{4}$ lb., 35c; lb., \$1.00.

Trocadero—A quick growing, compact variety of very light green foliage. Pkt., 2 for 5c; oz., 15c; $\frac{1}{4}$ lb., 35c; lb., \$1.00.

Tennis Ball (Black Seeded)—A very small, quick growing variety, suitable for hotbeds and cold frames. Pkt., 2 for 5c; oz., 15c; $\frac{1}{4}$ lb., 35c; lb., \$1.00.

Tennis Ball (White Seeded)—Very much the same as Black Tennis Ball. Pkt., 2 for 5c; oz., 15c; $\frac{1}{4}$ lb., 30c; lb., \$1.00.

Boston Market—A small, hardy variety, compact in growth, light green foliage, suitable for hotbeds. Pkt., 2 for 5c; oz., 15c; $\frac{1}{4}$ lb., 35c; lb., \$1.00.

Early Prize Head—An extremely hardy sort, producing large heads, standing the hot sun well, and remains longer without going to seed than any other sort. Pkt., 2 for 5c; oz., 15c; $\frac{1}{4}$ lb., 35c; lb., \$1.00.

Salamander—A hardy, thick leaved sort, resisting hot sun remarkably well, and remains in eating condition a long time. Pkt., 2 for 5c; oz., 15c; $\frac{1}{4}$ lb., 35c; lb., \$1.00.

Early White Cos—An early, loose leaved variety; leaves growing upright. Very popular in some markets. Pkt., 2 for 5c; oz., 15c; $\frac{1}{4}$ lb., 35c; lb., \$1.00.

Standard Varieties—**Brown Dutch**—Pkt., 2 for 5c; oz., 15c; $\frac{1}{4}$ lb., 35c; lb., \$1.00. **California Cream Butter**—Pkt., 2 for 5c; oz., 15c; $\frac{1}{4}$ lb., 35c; lb., \$1.00. **New York Head**—Pkt., 2 for 5c; oz., 20c; $\frac{1}{4}$ lb., 50c; lb., \$1.50. **Iceberg**—Pkt., 2 for 5c; oz., 20c; $\frac{1}{4}$ lb., 50c; lb., \$1.50. **Wonderful**—Pkt., 2 for 5c; oz., 20c; $\frac{1}{4}$ lb., 50c; lb., \$1.50.


CANTALOUPE OR MUSKMELON.

HOW TO GROW.—Thorough and deep preparation is the main necessity in growing Cantaloupe. A crop of cow peas, vetch, crimson clover, etc., turned under is of great benefit to land intended for Cantaloupe, the chief idea being to loosen the subsoil so the plants can establish a deep root system and thus better withstand hot, dry weather. Cantaloupe should not be planted until danger of frost is passed—usually about the time the apple blooms. The hills should be about four and a half feet apart each way. Several seed may be planted to the hill, but they should be thinned to one good, healthy plant.

THE BEST FERTILIZER.—Leaf mould, stable manure, well rotted, or four to six hundred pounds high grade complete commercial fertilizer applied to the acre under hill. Nitrate of soda broadcasted at the rate of one hundred pounds to the acre when the vines start to run is of great good.

Rocky Ford—This is far the best Cantaloupe in cultivation.

Its small size is objectionable to some, but for universal good qualities it is not equaled, that is, if you obtain true stock. The cut here on this page is an actual photograph of the genuine, and correctly describes the exterior of the melon. Inside the melon the flesh is green with a layer of salmon color next to the seed, cavity very small and meat edible clear up to the rind. The weight of the melon is from one to three pounds. The variety is very prolific, early and profitable to grow for either home or market use. Our stock is all grown at Rocky Ford, Colorado, and our seed saved from hand selected melons only, that show trueness to type. Pkt., 2 for 5c; oz., 10c; $\frac{1}{4}$ lb., 25c; lb., 85c.



ROCKY FORD.

Extra Early Hackensack—A large early, green flesh sort, very sweet, solid, and grows to be five to eight pounds in size. A splendid variety for home market, where size is wanted. Pkt., 2 for 5c; oz., 10c; $\frac{1}{4}$ lb., 30c; lb., \$1.00.

Large Hackensack or Turk's Cap—A large late, green fleshed sort, of splendid quality. The standard variety with most farmers. Pkt., 2 for 5c; oz., 10c; $\frac{1}{4}$ lb., 30c; lb., \$1.00.

Acme—A large half long variety, pointed at the ends, thickly netted and deeply ribbed. Flesh green and very sweet. Pkt., 2 for 5c; oz., 10c; $\frac{1}{4}$ lb., 25c; lb., 75c.

Osage—Globe shaped, medium size, skin dark green, flesh cream yellow and very sweet. Pkt., 2 for 5c; oz., 10c; $\frac{1}{4}$ lb., 30c; lb., \$1.00.

The Banquet—Fruit round, not ribbed, thickly netted, flesh light green and good flavor. Worms do not seem to bother this sort very much. Pkt., 2 for 5c; oz., 10c; $\frac{1}{4}$ lb., 25c; lb., 85c.

The Klondike—Medium size, thickly netted, very slightly ribbed, flesh Nile green color, granulated, spicy and sweet. Pkt., 2 for 5c; oz., 10c; $\frac{1}{4}$ lb., 30c; lb., \$1.00.

Netted Nutmeg—Small prolific, netted, deeply ribbed sort, flesh light green and very sweet. Pkt., 2 for 5c; oz., 10c; $\frac{1}{4}$ lb., 25c; lb., 85c.

Paul Rose—Oblong, green skin, flesh salmon pink, good quality. Pkt., 2 for 5c; oz., 10c; $\frac{1}{4}$ lb., 30c; lb., \$1.00.

Emerald Gem—Fruit small, skin green, flesh rich salmon color and very sweet. This variety is exceedingly prolific and the worms do not bother it as bad as the rough skinned sorts. Pkt., 2 for 5c; oz., 15c; $\frac{1}{4}$ lb., 50c; lb., \$1.50.

Tip Top—Oval shaped, size three to six pounds, skin greenish gray, having a light bronze cast. Flesh very thick, firm, of rich orange color and very sweet. This is a popular sort for local market. Pkt., 2 for 5c; oz., 15c; $\frac{1}{4}$ lb., 50c; lb., \$1.50.

CANTALOUPE SEED

ARE VERY HIGH AND SCARCE THIS SEASON. OUR QUOTATION IS SUBJECT TO STOCK ON HAND.

WATERMELONS.

All our stock is Southern grown, true to name, and will not fail you in a crop. Northern or Western grown Watermelon seed is not half as good as our stock.

✓ **The Dixie**—The true stock of this variety is long rind, dark green, with a stripe of lighter color. The



THE GENUINE DIXIE.

seed is black, meat very red, juicy and sweet. The rind is tough, of medium thickness, making it a desirable sort for either shipping or local market. This melon has a fine appearance, will sell readily, and the



GENUINE AUGUSTA RATTLESNAKE.


quality is uniform and never disappointing. Pkt., 2 for 5c; oz., 10c; $\frac{1}{4}$ lb., 30c; lb., \$1.00.

✓ **Augusta Rattlesnake**—This type of Rattlesnake is far superior to the ordinary Georgia Rattlesnake. It is much larger, more uniform, and does not run to necks. The flesh is a deep red, brittle, sweet and free from strings. The melon is solid and never contains any hollow. The seed are large, white, with a distinct black ring around the edge. Our seed are not mixed in the slightest, being grown on a farm where no other sorts are cultivated. This is one of the earliest of melons, and on account of its uniform large size is most desirable for shipping or home market. Pkt., 2 for 5c;

oz., 10c; $\frac{1}{4}$ lb., 30c; lb., \$1.00.

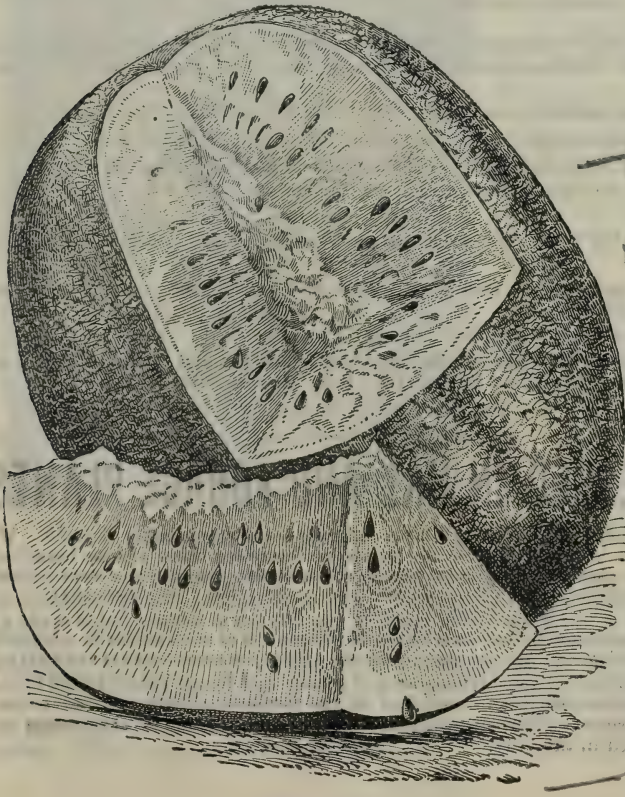
SPECIAL PRICES—Parties desiring to plant a large acreage in Melons should send a list for special prices.

Pride of Alabama—The largest melon in cultivation in the South. The cut here shown was made from a photograph taken of a specimen weighing ninety-six pounds. This gives you a good idea of the shape. The melon is smooth, of a dark green color, seed grayish brown, flesh deep red, fine grained and very sweet. It ripens up evenly, and never contains green core or tough spots. The rind is thick and tough, making it a desirable sort for shipments to distant points. It is larger and of much better quality than the Triumph, which it resembles very much. It is a vigorous grower, prolific, and one of the first on the market the past season. Pkt., 2 for 5c oz., 10c; $\frac{1}{4}$ lb., 25c; lb., 75c.



PRIDE OF ALABAMA.

Sweet Heart Melon (See Cut)—A new, distinct variety of melon, growing very large, of light, mottled green color, and very regular in shape and size. The rind is thin, but very tough and firm, and will not burst open easily, making it one of the best sorts for shipping. The flesh is a bright red, very firm and solid, but melting and sweet, and will remain in eatable condition longer than any sort on the market. The growth of the vine is very vigorous, exceedingly prolific, and ripens its fruit earlier than the Rattlesnake. The seed is very plump and of dark gray color, and do not burst open like other sorts. This variety is well adapted to the hot sun of the South, and we have never seen a single melon that



SWEET HEART.

became blistered by the excessive heat. We recommend this variety with absolute confidence of its giving everyone who tries it perfect satisfaction. Pkt., 2 for 5c; oz., 10c; $\frac{1}{4}$ lb., 20c; lb., 60c.

Jumbo—A large variety, meat red, very sweet; seed large, white, with black ring around edge. Pkt., 2 for 5c; oz., 10c; $\frac{1}{4}$ lb., 20c; lb., 60c.

Blue Gem—A very large, round melon; skin very dark, almost blue; rind thick, flesh red and of good quality; seed black. Pkt., 2 for 5c; oz., 10c; $\frac{1}{4}$ lb., 20c; lb., 60c.

Ironclad—A large popular sort. Pkt., 2 for 5c; oz., 10c; $\frac{1}{4}$ lb., 20c; lb., 60c.

Boss—A splendid sort for home use. Pkt., 2 for 5c; oz., 10c; $\frac{1}{4}$ lb., 20c; lb., 60c.

Kieckley Sweet or Monte Cristo—The sweetest melon known. Medium long, skin dark emerald green; rind thin; flesh rich scarlet; seed small and pure white. It is not a good shipping sort, but for home use or local market it is absolutely unequalled in eating qualities. Where it is known in market it will bring twenty-five to fifty per cent. more than other sorts. Pkt., 2 for 5c; oz., 10c; $\frac{1}{4}$ lb., 30c; lb., 75c.


Alabama Sweet—Shape long to oblong; large; dark green, slightly striped with lighter shade. The flesh

is exceedingly tender and sweet; rind medium thin but tough. Grown larger for shipping in Texas than any other sort. Pkt., 2 for 5c; oz., 10c; $\frac{1}{4}$ lb., 30c; lb., 85c.

Florida Favorite (See Cut)—A large, smooth, beautifully shaped melon of dark green color, irregularly striped with light green, very early and exceedingly prolific. The rind is of medium thickness, very hard and tough, making it an excellent sort for shipping. The flesh is of light red color, very brash, never stringy, and sweet and juicy. The seed is very small, white cream color. Pkt., 2 for 5c; oz., 10c; $\frac{1}{4}$ lb., 20c; lb., 60c.

Jordan's Gray Monarch—A long gray melon, large size, rind thin, flesh very sweet, seed pure white. Pkt., 2 for 5c; oz., 10c; $\frac{1}{4}$ lb., 25c; lb., 65c.

The Jones—Large variety; rind light green, thick; flesh bright red and splendid quality. The seed are white with black eye and dark rings around the edges. Pkt., 2 for 5c; oz., 10c; $\frac{1}{4}$ lb., 20c; lb., 60c.



FLORIDA FAVORITE.

Duke Jones—Large, oval shape; thick green rind; flesh scarlet, good quality; seed white with black eye; has dark stripe around edges and brown or black spots on side. Pkt., 2 for 5c; oz., 10c; $\frac{1}{4}$ lb., 20c; lb., 60c.

Seminole—Long, gray mottled and reddish brown seed. Pkt., 2 for 5c; oz., 10c; $\frac{1}{4}$ lb., 20c; lb., 60c.

Light Icing—Long gray sort; white seeded. Pkt., 2 for 5c; oz., 10c; $\frac{1}{4}$ lb., 20c; lb., 60c.

Dark Icing—Same as Light Icing, only skin darker. Pkt., 2 for 5c; oz., 10c; $\frac{1}{4}$ lb., 20c; lb., 60c.

Georgia Rattlesnake—This old standard variety needs no description. Pkt., 2 for 5c; oz., 10c; $\frac{1}{4}$ lb., 20c; lb., 60c.

Ice Cream—Oblong, dark green, thin rind; flesh red; seed small, white. Good quality. Pkt., 2 for 5c; oz., 10c; $\frac{1}{4}$ lb., 25c; lb., 75c.

Peerless—Oval shaped; mottled green; rind thin; flesh tender and sweet; seed small, pure white. Pkt., 2 for 5c; oz., 10c; $\frac{1}{4}$ lb., 20c; lb., 60c.

Mountain Sweet—Pkt., 2 for 5c; oz., 10c; $\frac{1}{4}$ lb., 20c; lb., 60c.

Bradford—Color dark green, striped with darker shade; rind thin; flesh red and of fine flavor; seed small, white, flecked with brownish spots. Pkt., 2 for 5c; oz., 10c; $\frac{1}{4}$ lb., 25c; lb., 85c.

Cuban Queen—Pkt., 2 for 5c; oz., 10c; $\frac{1}{4}$ lb., 20c; lb., 60c.

TO FARMERS INTERESTED IN HAY AND FORAGE PLANTS

If you are not interested in vegetable seeds you will be in farm seeds shown on pages 40 to 55. We have taken special pains in this division of the Catalogue, and to parties interested there will be found all the information desired. We make a specialty of Forage Plants, Clovers, etc., handle the very highest grades, and are always anxious to recommend such things as will give satisfaction. The information we give in our Catalogue on this subject is not copied from some of the Northern writers, but is made up through practical observations and experiments by our own selves of the growth of such plants in Alabama. Farmers will not make any mistake in following our recommendations, except, of course, where the weather conditions are unusual. The great drawback to the advancement of grasses and forage plants in the South has been through the use of improper knowledge, plants unsuited to the South, worthless fake advertised wonders, and the disposition of the farmer to buy cheap grades that in most instances never come up. Thousands of dollars are annually wasted in this way.

MUSTARD.

One of the best known and most popular vegetables in this section, and may be planted almost any month in the year this far South, and makes one of the very best dishes of greens, and is much improved when mixed with turnip greens, kale or spinach. The curly varieties are much more popular than any other sort, of much better flavor, hardier, producing more abundant leaves, standing the heat and cold better, and do not go to seed so quick.

✓ **Mammoth Curled** (See Cut.)—This is one of the largest and finest varieties of Mustard, producing exceedingly large curled leaves, which are very tender and crisp, and of delicious eatable qualities. Pkt., 2 for 5c; oz., 10c; $\frac{1}{4}$ lb., 25c; lb., 75c.

✓ **Ostrich Plume Curled**—This is a fine curly variety, very ornamental in appearance, producing large, beautifully curled leaves, which are both tender and crisp. Pkt., 2 for 5c; oz., 10c; $\frac{1}{4}$ lb., 25c; lb., 75c.

✓ **White or Yellow London**—This variety is like the brown, differing only in the color of the seed. We sell great quantities of it for seasoning pickles. Oz., 5c; $\frac{1}{4}$ lb., 10c; lb., 25c.

✓ **Brown London**—Used as a salad, but much inferior to the curled varieties. The seed is used largely for seasoning pickles. Oz., 5c; $\frac{1}{4}$ lb., 10c; lb., 25c.

✓ **Chinese Mustard**—A fine, large, thick-leaf variety, very hardy and of excellent flavor. Pkt., 2 for 5c; oz., 10c; $\frac{1}{4}$ lb., 25c; lb., 75c.



MAMMOTH CURLED MUSTARD.



DWARF WHITE VELVET.

OKRA.

How to Grow.—The seed should be sown in drills two feet apart, and thinned to a foot in drills. The ground should be very loose and exceedingly rich. The seed should be thoroughly soaked before planting to insure a stand; or, better still, pour boiling water on the seed and pour off immediately.

THE BEST FERTILIZER.—Okra requires very rich soil to bring to bear early. A compost of good stable manure with kainit is the best, or if you have not the stable manure, bone meal, cotton seed meal and kainit is the thing.

✓ **Dwarf White Velvet Okra** (See Cut.)—This is a distinct and beautiful Okra. The pods are much larger than any other variety, perfectly smooth, and covered with a fine fibre resembling velvet. It is one of the finest sorts grown, either for canning or table use. Pkt., 2 for 5c; oz., 10c; $\frac{1}{4}$ lb., 20c; lb., 50c.

✓ **Long Green or Tall**—It produces very long, green pods, very slim and tender, and is not excelled for either canning or table use. It will continue to bear and grow until overtaken by the late fall frosts. The stalk often grows twelve to fifteen feet high, and bears pods nine to twelve inches long. Pkt., 2 for 5c; oz., 10c; $\frac{1}{4}$ lb., 20c; lb., 50c.

✓ **Dwarf Green Prolific Okra**—This is a distinct variety, very dwarf in its growth, but enormously productive, producing pods within an inch or two of the ground and clear to the top. Pkt., 2 for 5c; oz., 10c; $\frac{1}{4}$ lb., 20c; lb., 50c.

ONION SETS.

We are the largest dealers in the South of Onion Sets, and among the few who have facilities for storing and keeping in the proper manner. Whenever we send out sets they are dry, clean and unsprouted. We can supply in any quantity from a pint to a carload. Price of Sets:

Yellow Danvers, Choice—Qt., 10c; pk., 50c; bu., \$1.75; bbl. of $3\frac{1}{2}$ bushels, \$5.00.


White Silverskin, Choice—Qt., $12\frac{1}{2}$ c; pk., 65c; bu., \$2.00; bbl. of $3\frac{1}{2}$ bushels, \$6.50.

Dark Red Wethersfield—Qt., 10c; pk., 60c; bu., \$2.00; bbl. of $3\frac{1}{2}$ bu., \$6.50.

☞ These prices on Sets f. o. b. Birmingham. If ordered by mail add 10 cents per quart extra for postage. Write us for prices in quantity.

ONIONS FROM SEED.

How to Grow—For an early spring crop sow in October and November. For summer or fall crop seed may be planted as late as March or April. It requires four to six pounds of seed to plant an acre in drill where rows are wide enough for horse cultivation, but where cultivated by hand they may be planted much closer, and of course require eight to ten pounds of seed. Where they come up too thick the thinnings may be transplanted.



WHITE BERMUDA.

How to Fertilize—Soil must be made rich for Onions. As much as a thousand pounds of high grade complete fertilizer can be used to the acre with profit. A dressing of nitrate of soda when the plants begin to bulb is of great benefit.

White Bermuda—The best, earliest and most profitable Onion grown. For early spring use sow in October and November. The variety produces a large, beautiful flat Onion, mild and of excellent flavor. Pkt., 2 for 5c; oz., 25c; $\frac{1}{4}$ lb., 75c; lb., \$2.50.

Creole Onion—This is an Onion peculiar to the South, the seed being produced in Louisiana. It is a reddish brown variety, or yellowish brown, a great yielder, and one of the best keeping sorts known. On account of the difficulty of keeping a crop of Onions in the South, the Creole variety will doubtless prove more profitable to the onion grower than any other sort. The variety is mild

in character and of splendid flavor. Pkt., 2 for 5c; oz., 25c; $\frac{1}{4}$ lb., 75c; lb., \$2.50.

✓ **Large Red Wethersfield**—Is of a beautiful form, skin deep purplish red, flesh purplish white, and of very fine grain. It is also an annual and will produce good sized Onions the first season from seed. Pkt., 2 for 5c; oz., 15c; $\frac{1}{4}$ lb., 40c; 1 lb., \$1.25.


✓ **Improved Red Bermuda, an Italian Variety** (See Cut.)—A large, quick growing red variety, very tender and juicy, and a tremendous yielder. One of the best keepers on the list and makes large Onions from seed in one season. Pkt., 2 for 5c; oz., 25c; $\frac{1}{4}$ lb., 75c; 1 lb., \$2.50.

✓ **Giant Yellow Prize Taker, an Italian Variety**—This is the largest of all the yellow varieties, and often attains four and five pounds in weight. It is a very attractive onion in appearance, of a beautiful, rich straw color, very mild and delicate in flavor. Pkt., 2 for 5c; oz., 20c; $\frac{1}{4}$ lb., 60c; 1 lb., \$1.75.

✓ **Mammoth Silver King, an Italian Variety**—This mammoth variety is the largest and most attractive of all the Italian varieties, with silver white skin and flesh of a most agreeable, mild flavor. It matures very early, and is one of the finest onions on the Birmingham market in early spring. Pkt., 2 for 5c; oz., 20c; $\frac{1}{4}$ lb., 60c; 1 lb., \$1.75.



YELLOW GLOBE DANVERS.



RED BERMUDA.

✓ **Large Yellow Globe Danvers** (See Cut.)—This improved variety is acknowledged by all growers of Onions to be the earliest yellow variety, largest in size and uniformly perfect in shape. It is also the largest producer, sometimes making as high as one thousand bushels to the acre. It is the most reliable keeper of any American variety, always an annual, producing full size onions. Pkt., 2 for 5c; oz., 15c; $\frac{1}{4}$ lb., 50c; 1 lb., \$1.50.

✓ **Southport Red Globe**—Large, beautiful globe shaped Red Onion, very mild and splendid keeper. Pkt., 2 for 5c; oz., 15c; $\frac{1}{4}$ lb., 40c; lb., \$1.25.

✓ **Southport White Globe**—A handsome silvery white Globe Onion, very tender, mild and excellent flavor. Pkt., 2 for 5c; oz., 20c; $\frac{1}{4}$ lb., 50c; lb., \$1.50.

✓ **Australian Brown**—An extremely early hardy sort, skin reddish brown, flesh hard, solid, tender and mild. The largest yielder and best keeper on our list. Pkt., 2 for 5c; oz., 10c; $\frac{1}{4}$ lb., 30c; lb., \$1.00.

PARSLEY.

The seed may be sown in drills in very early spring, or in fall of year. Ground should be exceedingly rich, very deep and loose. Plants should be thinned to four or six inches apart and the ground kept well stirred around the roots. The seed is very hard to germinate, and should be soaked a day or two before planting.

✓ **Champion Moss Curled**—The finest Parsley in texture grown, of very best flavor, hardy, of fine appearance, exceedingly curled and without doubt the most salable sort on the market. Pkt., 2 for 5c; oz., 15c; $\frac{1}{4}$ lb., 40c; lb., \$1.00.

✓ **Smooth Leaf or Plain**—A variety possessing all the merits of Moss Curled, only its leaves are plain or smooth, much preferred by some on account of ranker foliage. Pkt., 2 for 5c; oz., 15c; $\frac{1}{4}$ lb., 40c; lb., \$1.00.

✓ **Large Double Curled**—This is an excellent variety, dwarf in habit, grows very compactly, and stands the winter better than the plain. It produces beautifully crimped leaves, which are superior to all as a seasoner. Pkt., 2 for 5c; oz., 15c; $\frac{1}{4}$ lb., 40c; lb., \$1.00.

✓ **Emerald Parsley**—It is of beautiful emerald green color, very salable, stands the winter well, and is a great favorite with market gardeners. The leaves are very ornamental, and largely used for garnishing purposes. Pkt., 2 for 5c; oz., 15c; $\frac{1}{4}$ lb., 40c; lb., \$1.00.

PARSNIPS.

How to Grow—One experiences the greatest trouble in getting Parsnips to vegetate. The seed is very light and naturally slow to sprout, even under the most favorable circumstances, but if you will be patient they will generally come. They succeed best in deep, rich, sandy loam. Sow early in the spring or in the fall in drills eighteen to thirty inches apart. Scatter the seed thinly and cover evenly with a rake, and be sure to have your ground well pulverized. After the plants come up well they should be well cultivated until the foliage covers the ground. But first thin to about four or five inches apart.

The Best Fertilizer—It requires good strong soil to grow the Parsnip to perfection. They extract a great deal of potash from the soil, and should be fertilized with a fertilizer rich in potash. This may be prepared by the farmer by using two hundred pounds each of kainit, cotton seed meal and bone meal, mixed well, broadcasted to the acre.

✓ **Sugar or Hollow Crown** (See Cut.)—It is the standard variety for either table use or stock feeding. It produces long, smooth roots, which are very tender and sugary and of delicious flavor. Pkt., 2 for 5c; oz., 10c; $\frac{1}{4}$ lb., 20c; lb., 50c.

✓ **Magnum Bonum Parsnip**—One of the earliest and best varieties grown, exceedingly tender, never stringy, and a variety highly prized by every market gardener. If you have experienced trouble in getting a good variety of Parsnip, try this one. Pkt., 2 for 5c; oz., 10c; $\frac{1}{4}$ lb., 20c; lb., 75c.



HOLLOW CROWN PARSNIP.

PEAS.

How to Grow—For your early crop sow the dwarf sorts, and as early as the weather will permit, as it requires a hard freeze to destroy them. The seed should be sown very thick in double rows three or four feet apart and no closer, covered two or three inches deep, and if they come up too thick thin to about an inch and a half to two inches apart, and cultivate well, allowing no crust to form around the vines. Peas succeed best in light loamy soil, and dwarf sorts should be grown on rich soil.

The Best Fertilizer—Only the dwarf sorts require much fertilizer, and it should never be put in the drill unless it is very old and well rotted. Green manures, cotton seed meal and chemical fertilizers should never be used in the drill. It not only destroys the germ of many peas, but will burn the vines up if they germinate. It is the better plan, if fertilizer be required, to broadcast it.

WRINKLED VARIETIES OF PEAS.

NOTE.—The wrinkled sorts are much sweeter and of better quality than the smooth varieties, and remain longer in season. Their wrinkled appearance, like sweet corn, is due to a great amount of saccharine matter.

✓ **Champion of England, Wrinkled**—This is the most popular wrinkled variety grown, and the largest and most productive. It will, under favorable conditions, attain a height of eight to twelve feet or more. Pt., 15c; qt., 25c; pk., \$1.25; bu., \$4.50. *By mail, postpaid*, pt., 25c; qt., 40c.

✓ **Eugenia or Alliance, Wrinkled**—It is of an exceedingly delicious flavor, very sugary and sweet. It bears for a long time, making it a very profitable variety for the market gardener. Pt., 15c; qt., 25c; pk., \$1.50; bu., \$5.00. *By mail, postpaid*, pt., 25c; qt., 40c.

✓ **Bliss Everbearing, Wrinkled**—This is a new second early variety, about ten days later than the American Wonder, bearing large, well filled pods, containing about seven or eight peas each. The pea is of dwarf habits, growing from fifteen to twenty inches in height. Pt., 15c; qt., 25c; pk., \$1.25; bu., \$4.50. *By mail, postpaid*, pt., 25c; qt., 40c.

✓ **American Wonder, Wrinkled**—It is of the most excellent flavor, exceedingly productive, and as early as McLean's Little Gem. It sometimes yields as many as fifteen or twenty pods to a single vine. It is an exceedingly dwarf variety, seldom ever attaining over a foot in height, and can be planted very close together. Pt., 20c; qt., 35c; pk., \$2.00; bu., \$7.00. *By mail, postpaid*, pt., 25c; qt., 40c.

Telephone Pea, Wrinkled—This is a very tall, wrinkled variety, a strong grower, and enormously productive. The pods are very large, containing from six to nine large peas, which are very sugary and of the most delicate flavor. It makes a very vigorous vine, five to six feet tall, and for productiveness cannot



AMERICAN WONDER.

be excelled. Pt., 15c; qt., 25c; pk., \$1.50; bu., \$5.50. *By mail, postpaid*, pt., 25c; qt., 40c.

McLean's Little Gem, Wrinkled—This is one of the earliest wrinkled varieties, and is very prolific and of superior flavor; height one to one and a half feet. It matures in about seven weeks from germination. Pt., 15c; qt., 25c; pk., \$1.75; bu., \$6.00. *By mail, postpaid*, pt., 25c; qt., 40c.

Stratagem Pea, Wrinkled—It is a

dwarf pea, growing to about two to two and a half feet in height, and is literally covered with very large, fine looking pods, which sometimes contain as many as nine or ten very large, fine flavored peas. The variety is very sensitive to the cold, and should never be planted until the ground is very warm. Pt., 15c; qt., 25c; pk., \$1.50; bu., \$5.50. *By mail, postpaid*, pt., 25c; qt., 40c.

Dwarf Telephone—A dwarf of the famous Telephone, pods large and borne in great profusion. It possesses all the good qualities of the Telephone, and being a dwarf can be grown without aid or supports. Pt., 20c; qt., 35c; pk., \$2.00; bu., \$7.50. *By mail, postpaid*, pt., 30c; qt., 50c.

Nott's Excelsior, Wrinkled—An extra early variety, very close behind the American Wonder, and producing pods a third larger, each containing six to eight large peas of excellent, sweet flavor. This variety has proven to be very prolific, and will become universally popular with every gardener. Pt., 15c; qt., 25c; pk., \$1.75; bu., \$6.50. *By mail, postpaid*, pt., 25c; qt., 40c.

STANDARD VARIETIES.

(NOT WRINKLED.)

Cleveland's First and Best—(See Cut.)—This celebrated extra early variety is without an equal in general popularity, being very early, hardy and a most prolific bearer. It is of uniform growth, about two feet high, stalks very bushy, standing well and holding its fruit well above the ground. Our stock is very fine this season, extra selected, and cannot be too highly recommended. Pt., 15c; qt., 25c; pk., \$1.25; bu., \$4.50. *By mail, postpaid*, pt., 25c; qt., 40c.

Tall White Marrowfat—A very tall, vigorous growing sort, exceedingly prolific, pods very large, of good quality, and bearing until frost. The variety is very hardy, standing more heat and cold than any other sort; fine for the market gardener. Pt., 10c; qt., 15c; pk., \$1.00; bu., \$3.50. *By mail, postpaid*, pt., 20c; qt., 30c.

Black-Eyed Marrowfat—This is the most popular of all the Marrowfat varieties, being more productive and hardier. It is a very strong, vigorous grower, and will bear for a long time. It is largely planted by Birmingham gardeners for their general crop. Pt., 10c; qt., 15c; pk., \$1.00; bu., \$3.50. *By mail, postpaid*, pt., 20c; qt., 30c.

Early May Pea—This is a famous second early variety, is medium tall in growth, exceedingly productive and of delicious flavor. It is very hardy, a vigorous germinator, and deserves to be largely cultivated. Pt., 15c; qt., 25c; pk., \$1.25; bu., \$4.00. *By mail, postpaid*, pt., 25c; qt., 40c.

Tom Thumb—An extra early, very dwarf variety, growing about ten to twelve inches high, very popular on account of its stocky and dwarf growth, but is not of the best quality. Pt., 15c; qt., 25c; pk., \$1.50; bu., \$5.00. *By mail, postpaid*, pt., 25c; qt., 40c.

Melting Sugar or Salad Pea—A good sort, early, prolific and very sweet. The seed is round, slightly wrinkled and hardy of germination. Pt., 20c; qt., 35c; pk., \$2.00; bu., \$7.00.

By mail, postpaid, pt., 30c; qt., 50c.



CLEVELAND'S FIRST AND BEST.

✓ **Cleveland's Alaska** (See Cut)—One of the finest extra early Peas grown, extremely early, very hardy, and a most prolific sort. The variety is very distinct from anything else, the dry peas being of bright green color, as are also the vines and pods, and will carry farther without injuring their bright green color than any other sort. Our stock is genuine—obtained direct from the grower and introducer. Pt., 10c; qt., 20c; pk., \$1.00; bu., \$3.50.

By mail, postpaid, pt., 20c; qt., 35c.


✓ **Early Morning Star**—This famous variety is, without a single exception, the earliest pea in the world. It is one of the most productive, as well as the earliest pea grown. You can always distinguish the Early Morning Star, as it never fails to produce marketable peas in forty-two days from germination, and are much larger than any of the extra early varieties. This pea never shows any disposition to run, and the entire crop may be taken off at two pickings. Pt., 15c; qt., 25c; pk., \$1.25; bu., \$4.50.

By mail, postpaid, pt., 25c; qt., 40c.

✓ **Premier Extra Early**—This is the next great favorite to the Early Morning Star Pea, and is claimed to be more productive. Its greatest merits are in its wonderful productiveness, earliness, evenness of ripening and great delicacy of flavor, which is not surpassed by the wrinkled small varieties. It ripens

as uniformly as the Morning Star, and only about a week later. Pt., 15c; qt., 25c; pk., \$1.00; bu., \$3.75.

By mail, postpaid, pt., 25c; qt., 40c.



PEPPER.

How to Grow—If you want to succeed well with Pepper cultivate it regularly from the time the plant comes up until the late fall frost comes. It will bear as long as you cultivate it until killed by frost. Pepper delights in a very rich, loose soil, and requires that it be very strong to perfect its growth.

✓ **Mammoth Bell or Bull Nose** (See Cut)—This is the most popular of all sweet varieties, is very mild in flavor and flesh very thick. It is a very fine variety for pickling. Pkt., 2 for 5c; oz., 20c; $\frac{1}{4}$ lb., 60c; lb., \$2.00.

✓ **Red Cherries**—A small, vigorous growing sort, will commence bearing when plants are six inches high, and will continue growing and bearing until killed by frost. The pods are small, round and very hot. Pkt., 2 for 5c; oz., 20c; $\frac{1}{4}$ lb., 65c; lb., \$2.25.

✓ **Chili**—A very hot, piquant sort, very prolific. It is largely used in making pepper sauce, and possesses the best flavor of any sort. The plants are often grown in flower pots, making a beautiful show. Pkt., 2 for 5c; oz., 20c; $\frac{1}{4}$ lb., 65c; lb., \$2.25.

✓ **Large Sweet Spanish**—This fine variety grows to a very large size. Single peppers will often measure three inches thick. The flesh is very thick and tender, and much milder than the Bell or Bull Nose. Pkt., 2 for 5c; oz., 20c; $\frac{1}{4}$ lb., 60c; lb., \$2.00.

✓ **Long Red Cayenne**—This is a fine, large variety, very hot, and of exceedingly delicate flavor as a seasoner. A single stalk will often produce enough for an ordinary family. It is a good keeper. When fully ripe can be gathered, dried and strung for winter use. Pkt., 2 for 5c; oz., 20c; $\frac{1}{4}$ lb., 65c; lb., \$2.25.

✓ **Ruby King**—This is an enormous large variety, growing from four and a half to six inches long, and three or four inches thick. The flesh is very thick, tender, mild and pleasant to the taste. It is a fine sort for stuffing or for pepper hash, and also makes an elegant dish of salad. The growth of its foliage is very distinct, being large-leaved and vigorous. Pkt., 2 for 5c; oz., 20c; $\frac{1}{4}$ lb., 60c; lb., \$2.00.

If you are going to plant a large quantity of Peas it will pay you to write for Special Prices, stating quantity wanted.

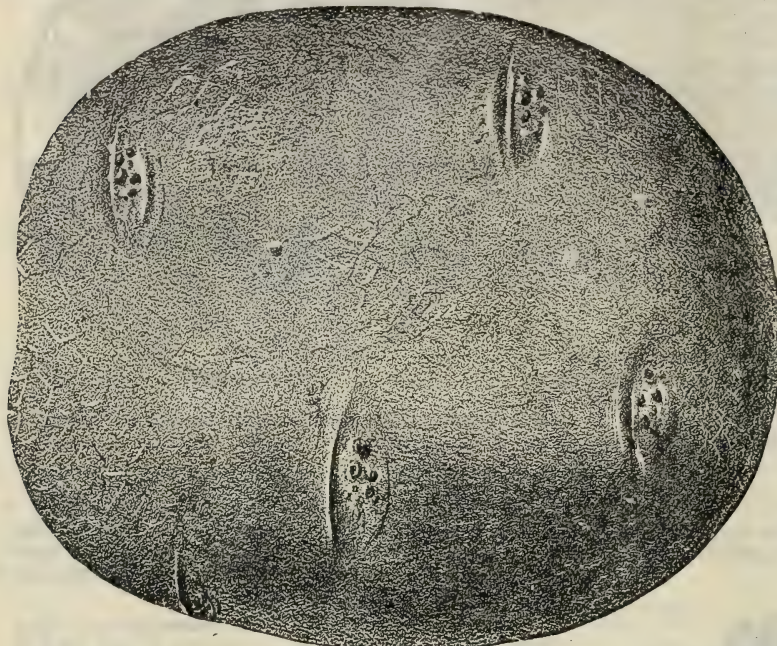


MAMMOTH BELL OR BULL NOSE PEPPER.

SEED POTATOES.

Choice varieties of potatoes for seed stock is one of our leading specialties. We handle during the planting season about 30,000 bushels of different varieties. These are mostly furnished in small lots to merchants and planters, and it does not include our car load business. We are in position to supply any quantities listed here at the lowest market prices, quality of stock considered. It is a fact that more than

seventy-five per cent. of the potatoes supplied as seed potatoes are nothing more than commercial potatoes put on the market for eating purposes. We furnish only for seed purposes and varieties true to name. It is a well known fact that a great many potato dealers will supply half-dozen varieties out of same lot of stock.



TRIUMPH.

How to Grow—Most every farmer has his own pet way of growing a crop of potatoes, which he believes is superior to any way that might be suggested. But the best of them sometimes make error in method of preparation and fertilization. All potato ground should be very deeply broken and preferably in the fall of the year. It will be advantageous to sow potato ground in fall of the year in vetch or crimson clover or a mixture of

both. This should be turned under in January and allowed to remain until the time has arrived for planting. Rows should then be laid off from three to three and a half feet. The fertilizer that is to be used should then be placed in the drill and a small subsoil plow run in each drill, which will stir the ground to a greater depth and mix the fertilizer with the soil in bottom of the furrow. The cuttings should then be dropped and covered with a turning plow to the depth of ten or twelve inches. They should then remain until they begin to sprout nicely, and then a leveling harrow should be run over the entire field. This harrowing should continue until the vines are about six inches high, then the first cultivation may be given them. If ground be properly prepared to begin with, very little cultivation is necessary to make a crop of potatoes, the harrow doing the most of the work. The three most essential features in growing potatoes are deep preparations, deep plantings and thorough cultivation and fertilizing.

How to Fertilize—A liberal application of stable manure gives splendid results with potatoes. This application may be made in the furrow before planting, providing the manure is not too fresh, otherwise it should be broadcasted. If stable manure is not to be had one should use at least four hundred pounds of high grade complete fertilizer in drills to the acre. In addition to this, fifty to one hundred pounds of muriate of potash or two hundred pounds of kainit should be mixed with the fertilizer. Potatoes require a great amount of potash, and it has been proven that it can be economically applied.

Triumph, Tennessee Grown, Fall or Second Crop—We handle both the Tennessee grown Fall Crop Triumph and the Maine grown stock. The Maine stock is larger, somewhat redder, and of course is spring crop. The Fall Crop is preferred by many, but we don't think it is any better. Our stock of Tennessee grown is very choice, and we can supply in any quantity. Get prices on large orders. Pk., 40c; bu., \$1.25; bbl., \$3.00.

Maine Grown Red Bliss Triumph (See Cut)—An extremely hardy, red skin variety of potato, almost round, covered with eyes, usually deeply set in the potato. The variety produces a very small vine, consequently will make a crop with less moisture than any other sort. It is more largely used in the South than any other sort. Pk., 40c; bu., \$1.25; bbl., \$3.00.

Watts' Early Ohio—An extremely early white variety, oblong shape, of good size and unexcelled eating qualities. It is the only variety on our list that is as early as Triumph. It is a vigorous growing sort, very prolific, a splendid keeper and for eating qualities cannot be excelled. Pk., 40c; bu., \$1.25; bbl., \$3.00.

Early Red Cut Rose—The standard early sort for family use. It is not surpassed in eating qualities, and when you secure the true stock no variety is better. Pk., 35c; bu., \$1.25; bbl., \$3.00.

Standard Varieties—Peerless—Pk., 35c; bu., \$1.25; bbl., \$3.00. Beauty of Hebron—Pk., 35c; bu., \$1.25; bbl., \$3.00. Burbank—Pk., 35c; bu., \$1.25; bbl., \$3.00.

PUMPKINS.

How to Grow—Pumpkins succeed best in rich, deep subsoil bottom land, and is useless to try to produce them on very poor land unless you use considerable fertilizer. The seed may be planted most any time in the spring and summer. They stand the hot sun well on deep soil, necessarily so, as it requires a long time to attain their growth. The crop may be gathered in the fall and stored in a dry place where they will not freeze, and after they have been put away for awhile become very sugary and sweet and a most valuable food for man or beast.

The Best Fertilizer—Potash is one of the most essential things to produce the Pumpkin, and if you will only try it you will be surprised at the size they will attain. Mix about 200 pounds of kainit or muriate potash with a ton of stable manure or scrapings from your lot and apply a shovelful to each hill.

Nantucket Sugar Pumpkin—It is oblong and deeply ribbed. The outer color of the skin is dark green—almost black. The flesh is orange color, and has a delicious, sugary taste. It is one of the best keepers, and is highly prized as a pie pumpkin. Pkt., 2 for 5c; oz., 10c; $\frac{1}{4}$ lb., 25c; lb., 80c.

King of Mammoth Pumpkin—This is the largest Pumpkin in the world, and has been known to reach 250 pounds in weight. It is of a grayish yellow color, and is only grown for stock feeding or as a curiosity. Pkt., 2 for 5c; oz., 15c; $\frac{1}{4}$ lb., 50c; lb., \$1.75.

Large Cheese Pumpkin—This is one of the best table varieties. The skin is of a bright orange; and the flesh yellow and sweet. It is also a good keeper, and very fine for wintering stock. Pkt., 2 for 5c, oz., 10c; $\frac{1}{4}$ lb., 20c; lb., 65c.

Striped Cushaw Pumpkin—This is the old-fashioned Green Striped Cushaw, crook necked very prolific; the best keeper and undoubtedly the finest table sort known. Pkt., 2 for 5c; oz., 10c; $\frac{1}{4}$ lb., 30c; lb., 75c.

Yellow Cushaw Pumpkin—This is the finest variety of all for table use. It grows to a medium size; color light yellow and flesh bright, granulated, and of a delicious flavor. Pkt., 2 for 5c; oz., 10c; $\frac{1}{4}$ lb., 25c; lb., 75c.

Kentucky Field—A large yellow Pumpkin, good keeper, very prolific and splendid eating qualities. Pkt., 2 for 5c; oz., 10c; $\frac{1}{4}$ lb., 20c; lb., 50c.

Japanese Pie—A crook-neck, green-striped sort, very prolific; meat rich yellow, firm and very sweet. Fine for pies or canning. Pkt., 2 for 5c; oz., 10c; $\frac{1}{4}$ lb., 30c; lb., \$1.00.

RADISHES.

How to Grow—As well as this popular vegetable is known, it is not every one who knows how to grow it. Radishes to be good must be grown on the right kind of soil, which is a loose, rich soil, and should never be planted on poor, hard soil, or a soil that is infested with ants, worms and grubs. Radishes to be good must also be grown very quickly, as they lose their nutrition after standing a long time, but retain eatable qualities much longer in good soil than poor. Sometimes the plants show a disposition to go to seed early and appear to be badly mixed, when it is not the fault of the seeds, but is caused from purely local conditions, and if another crop be planted from the same seed under different conditions of soil and weather, will turn out magnificently. Radish is sown in the South every month in the year, in winter time under glass, in hotbeds or cold frames, and in open ground from March to November. In open ground the seed may be sown thickly in drills two feet apart and thinned to one or two inches apart, owing to size of variety. The tops when small make first-class greens, mixed with turnips or mustard.

The Best Fertilizer—A high grade complete commercial fertilizer is best for Radish; that is, much better than stable manure. If stable, cow or pig manure be used, it is absolutely necessary to compost with a liberal quantity of kainit, with a small quantity of lime added. If the kainit or lime is not used the crop will often be scaly or injured with some fungus growth, or the grubs, ants, worms, etc., render the crop unsalable.

Early White Turnip Radish (See Cut)—A small, quick-growing Radish, pure white, very tender, mild and of excellent flavor. Suitable for growing under glass or out of doors. Pkt., 2 for 5c; oz., 10c; $\frac{1}{4}$ lb., 20c; lb., 60c.



THREE GOOD RADISHES.

1—Early White Turnip Radish. 2—White-Tipped Scarlet Turnip Radish. 3—Early Deep Scarlet Turnip Radish.

Early Long Scarlet Radish, Short Top—One of the best radishes on the list, very early, attaining large size, of very best flavor, and will remain in eating condition longer without getting pithy than any other early sort. Our strain of this sort is very fine, and our customers will be pleased with it. Pkt., 2 for 5c; oz., 10c; $\frac{1}{4}$ lb., 20c; lb., 60c.

Scarlet Globe—A beautiful, perfectly round, quick growing radish, of excellent flavor, used on a large scale by market gardeners. Pkt., 2 for 5c; oz., 10c; $\frac{1}{4}$ lb., 20c; lb., 60c.

French Breakfast Radish (See Cut)—A fine forcing radish, maturing in twenty days from germination, makes very little top, and may be cultivated very close together. It is oval shaped, skin bright scarlet, but tipped at the end with pure white. Pkt., 2 for 5c; oz., 10c; $\frac{1}{4}$ lb., 20c; lb., 60c.

Improved Chartier Radish—A beautiful half-long Radish, growing to good size, very firm and brittle, mild, and will remain in eatable condition for a long time. The root is of bright red, tipped at the end with white. Pkt., 2 for 5c; oz., 10c; $\frac{1}{4}$ lb., 20c; lb., 60c.

Golden Perfection—A beautiful round, yellow variety, very hardy, standing the heat well without getting pithy. Flesh very tender and delicate flavor. Pkt., 2 for 5c; oz., 10c; $\frac{1}{4}$ lb., 20c; lb., 60c.



FRENCH BREAKFAST.

Celestial—A half-long, white sort, of excellent flavor, very hardy, remains in eatable condition a long time, and can be successfully grown in either spring or fall. Pkt., 2 for 5c; oz., 10c; $\frac{1}{4}$ lb., 20c; lb., 60c.

White Summer Strasburg Radish—This is a very valuable summer variety, of handsome, oblong shape, tapering beautifully to a point. The skin and flesh are both of a beautiful white, transparent, very tender, and a delightful pungent taste. Pkt., 2 for 5c; oz., 10c; $\frac{1}{4}$ lb., 20c; lb., 60c.

Half-Long French Scarlet (See Cut)—We recommend this radish in preference to all others to the trucker and market gardener. It is one of the very earliest sorts grown, of deep scarlet color, flesh very firm, of delicate flavor, and never pithy. This radish is of beautiful half-long shape, grows large, may be grown under glass or planted outdoors for spring or fall crop. It is grown almost exclusively by the truckers of Louisiana, and is the most popular radish in Birmingham of any sort we handle. Pkt., 2 for 5c; oz., 10c; $\frac{1}{4}$ lb., 20c; lb., 60c.

Yellow Summer Turnip Radish—This is a very hardy summer radish, and will stand the hot sun well, and remain in eating condition for a long period. Pkt., 2 for 5c; oz., 10c; $\frac{1}{4}$ lb., 20c; lb., 60c.

Long White Vienna Radish—One of the best eating radishes known, of distinct variety and appearance. Never gets pithy. Pkt., 2 for 5c; oz., 10c; $\frac{1}{4}$ lb., 20c; lb., 60c.

NOTE.—We furnish a great many market gardeners, associations and large individual truck farmers quantities of radish as well as other seeds at special prices. If you are a large user of seed it would certainly pay you to send us a list of your requirements for special prices.

Birmingham—According to the writer's estimation, this is by far the best radish grown. It is an imported variety from France, and it has become so popular in the local Birmingham market we decided to give it the name of "Birmingham." It is an early sort, producing very large, long roots of very bright, scarlet color, fading at the bottom into pure white, making it very striking in appearance, which renders it very saleable. It will remain in eatable condition longer than any of the summer varieties, is a rapid grower, and may be pulled either large or small, whenever it is most saleable. Pkt., 2 for 5c; oz., 10c; $\frac{1}{4}$ lb., 25c; lb., 75c.

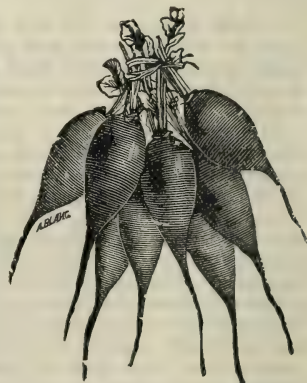
Chinese Rose Winter Radish—It is of a beautiful, bright rose color, and the finest eating radish of the winter varieties. It grows to a very large size, and remains perfectly firm for a long period. It is of half-long shape, and is without that strong taste which is peculiar to the Black Spanish. The seed should be sown in the fall at the same time you sow your turnip crop. Pkt., 2 for 5c; oz., 10c; $\frac{1}{4}$ lb., 20c; lb., 60c.

Round Black Spanish—A fine, tender and delicious winter radish, never getting tough and stringy. Pkt., 2 for 5c; oz., 10c; $\frac{1}{4}$ lb., 20c; lb., 60c.

Long Black Spanish—Possessing the same good qualities as the Round Black Spanish. Will stand outdoors all winter. Pkt., 2 for 5c; oz., 10c; $\frac{1}{4}$ lb., 25c; lb., 75c.

California White Mammoth—This is the largest radish in existence. The roots grow from ten to twelve inches long and two to three inches in diameter. The flesh is very white and solid, and of excellent flavor. It is a great curiosity. Pkt., 2 for 5c; oz., 10c; $\frac{1}{4}$ lb., 20c; lb., 60c.

Glass or Cincinnati Market—A long, very smooth radish, of a beautiful transparent red, very brittle and of delicious flavor. The variety is gaining in favor throughout the country, and large quantities are being grown in the coast country for Northern markets. Pkt., 2 for 5c; oz., 10c; $\frac{1}{4}$ lb., 20c; lb., 60c.



HALF-LONG FRENCH SCARLET.

FERTILIZERS.

Everybody is interested in this subject, but a whole lot of folks know nothing about it. We publish a pamphlet or bulletin on the subject. It doesn't cost you anything—just a postal card notifying us that you are interested and would like to have it. It has saved lots of folks hundreds of dollars.

RHUBARB.

How to Grow—Rhubarb succeeds best in dry soil; the richer its condition and the deeper it is stirred the better. Sow in drills an inch deep and thin out to about six inches apart. In the fall trench a piece of ground and manure it well; then transplant the young plants into it three feet apart each way. Cover with leaves or litter the first year, and give a dressing of coarse manure every fall. The stalks should not be plucked till the third year, and then pulled, not cut from the plant. The plant should never be allowed to exhaust itself by running to seed. The best way to get Rhubarb quick is to buy the roots, the large ones come into bearing at once.

✓ **Mammoth Rhubarb**—One of the best varieties, producing very large stalks. Pkt., 5c and 10c. We can also supply roots. Price of roots, extra large forcings, \$1.00 per doz.

SALSIFY, OR VEGETABLE OYSTER.

How to Grow—This plant succeeds best in a light, well enriched soil, which, previous to sowing, has been stirred to a depth of twelve to fourteen inches. Make drills about three inches deep and from sixteen to twenty-four inches apart, and sow the seed about ten to the foot, covering about one inch deep. When two inches high thin out to three inches apart, and fill up the drills. They are perfectly hardy, and may remain out all winter.

✓ **Mammoth Salsify** (See Cut) This is a great improvement in the Salsify plant. The roots are much larger, less stringy, and more delicately flavored.



MAMMOTH SALSIFY.

Pkt., 2 for 5c; oz., 15c; $\frac{1}{4}$ lb., 40c; lb., \$1.25.

✓ **Sandwich Island**—This new Salsify was lately introduced from the Sandwich Islands, and grows to be very large and of superior quality. It is pure white in color, and one of the most saleable varieties on the market. Pkt., 2 for 5c; oz., 15c; $\frac{1}{4}$ lb., 40c; lb., \$1.25.

SPINACH.

How to Grow—Spinach is a native of Asia, and has been largely improved on from time to time until now a strain of varieties are offered that are of most excellent quality. There are sexes noted in Spinach plants, the females living much longer and produce seed, while the male plants soon die out and never shoot to seed. For summer use sow in very rich ground, the richer the better, in early spring, in drills one foot apart. Thin by degrees, commencing when the leaves are an inch wide, and continue regularly until the plants stand six inches apart. For early spring use, sow once in two weeks during the autumn. In the Southern States no protection is necessary, and they will continue their growth most of the winter. The seed offered by us are of the highest standard of quality.



BLOOMSDALE SPINACH.

The Best Fertilizer—Spinach requires a great deal of nitrogenous manure to perfect it, but it is best to have the manure composted with kainit, which destroys blight and other fungus growths

which often attack the plants.

✓ **Perfection Curled Spinach**—One of the earliest and most beautiful sorts grown. The leaves are very thick, blistered and exceedingly tender. Pkt., 2 for 5c; oz., 10c; $\frac{1}{4}$ lb., 15c; lb., 40c.

✓ **Broad Leaf Flanders**—A vigorous growing variety, leaves very broad and thick, tender and of fine eating qualities. Pkt., 2 for 5c; oz., 10c; $\frac{1}{4}$ lb., 15c; lb., 40c.

✓ **Bloomsdale Spinach** (See Cut)—A Savoy leaf variety, very tender, good flavor and will stand longer without going to seed than most any variety. Pkt., 2 for 5c; oz., 10c; $\frac{1}{4}$ lb., 15c; lb., 40c.

Do You Want a Handsome Map?

We are giving away a few thousands of these maps to purchasers of our seed. The map is thirty inches long by twenty inches wide, showing Alabama by counties on one side and the entire United States on the other. The map is on heavy paper and tipped with a brass roll and eye for hanging up. The Alabama side shows a calendar for each month of 1904. The opposite side contains much valuable information regarding the different States and Territories, their area, population, capitals, etc. This map is easily worth fifty cents to any one. We will send it by mail, postpaid, to every one sending us an order for one dollar's worth of seeds in papers. This offer is good until June, 1904. Send in your order at once before the supply is exhausted. When you send order request the map to be sent, otherwise it will not be.

SQUASH.

How to Grow—The squash succeeds best in rich, loose subsoil land, and should never be planted on a poor, hard soil. The early varieties may be planted as early as the latter part of March to April. The bush sorts may be grown three or four feet apart, and running sorts given six to eight feet distance. The fall and winter varieties are seldom planted until June or July. Some people complain of their squash blooms falling off without fruiting. This is perfectly natural, as sexes are noted in squash blooms, and only female blooms produce fruit. The male blooms are larger, born on fool stalks, and soon fall off without producing. There are usually about five male blooms to one female. The squash has a great many enemies in insects, notably the squash bug and borer, and there is no satisfactory remedy for them.

The Best Fertilizer—Acid phosphate and kainit mixed with stable manure will give the best results, but very little, however, should be used under the plants, it being better to broadcast.

Giant Yellow Summer Crook-Neck (See Cut)—This new variety of the Yellow Summer Crook-



GIANT YELLOW SUMMER CROOK-NECK SQUASH.

Neck, while not thoroughly perfected as yet, is destined to drive the small variety out of the market. It will grow twice as large as the ordinary, and of equally good qualities. Pkt., 2 for 5c; oz., 10c; $\frac{1}{4}$ lb., 25c; lb., 75c.

Yellow Summer Crook-Neck Squash (See Cut)—This is one of the juiciest and most highly flavored of all the squashes. It is of a bright yellow color, beautifully warted, and one of the best market varieties. Pkt., 2 for 5c; oz., 10c; $\frac{1}{4}$ lb., 25c; lb., 75c.

Boston Marrow—The flesh is a very beautiful orange, very fine grained, thick, and of the very best quality. Pkt., 2 for 5c; oz., 10c; $\frac{1}{4}$ lb., 25c; lb., 75c.

Fordhook—Fine for winter use. Pkt., 2 for 5c; oz., 10c; $\frac{1}{4}$ lb., 35c; lb., \$1.25.

Improved Orange Marrow—This is the earliest of all the winter squash; is two weeks earlier than the Hubbard, and more productive. The skin is of a deep rich orange color, flesh very thick and fine grained. Pkt., 2 for 5c; oz., 10c; $\frac{1}{4}$ lb., 25c; lb., 75c.

Mammoth White Bush (See Cut)—This variety is identical with the Patty Pan, only differing in its extreme large size. It is a choice selection of the Early White Bush, fully as early and grows to measure twelve to fifteen inches across. Pkt., 2 for 5c; oz., 10c; $\frac{1}{4}$ lb., 25c; lb., 80c.

Early White Bush or Patty Pan (See Cut)—This is the old standard variety of early squash, and has never been excelled as yet. It is the earliest variety yet known, and of the sweetest and most delicious flavor. Pkt., 2 for 5c; oz., 10c; $\frac{1}{4}$ lb., 25c; lb., 75c.

Large Improved Marrow—This is an improvement on the Boston Marrow, being much larger and more suitable for custards, pies, etc. Pkt., 2 for 5c; oz., 10c; $\frac{1}{4}$ lb., 25c; lb., 75c.

Hubbard Squash—This is a good standard variety, a general favorite for table use. It is of very large size, flesh fine grained, dry and of excellent flavor. It is one of the best winter varieties. Pkt., 2 for 5c; oz., 10c; $\frac{1}{4}$ lb., 25c; lb., 75c.

Pike's Peak or Sibley—A fine winter or fall squash. Skin smooth, of pale green color, flesh very thick, solid and of deep orange color, very dry, fine grained and of delicate flavor. The average size of this sort is from eight to twelve pounds. Pkt., 2 for 5c; oz., 10c; $\frac{1}{4}$ lb., 25c; lb., 75c.

Marblehead—A desirable winter sort, resembling the Hubbard in appearance, only the flesh is of lighter color. It is very prolific, and not excelled by any as a keeper. Pkt., 2 for 5c; oz., 10c; $\frac{1}{4}$ lb., 30c; lb., \$1.00.

Mammoth Chili—This is the largest and most beautiful variety on the list. The skin is smooth and of a rich, bright orange color. The flesh is a bright yellow, very firm and very profitable for stock. The variety is enormously productive, and will keep throughout the entire winter and spring. Pkt., 2 for 5c; oz., 15c; $\frac{1}{4}$ lb., 50c; lb., \$1.50.



YELLOW SUMMER CROOK-NECK.



MAMMOTH WHITE BUSH SQUASH.



EARLY WHITE BUSH.

TOMATOES.

How to Grow—Tomatoes undoubtedly succeed best on a rather heavy soil; that is, a soil containing a considerable amount of clay; but it must be rich and well prepared before it is planted in Tomatoes. The best varieties of Tomatoes to plant is a subject on which a great many experts differ widely, but we cannot see really much difference in any of the standard or leading sorts. You will find in the following list a number of varieties, all of which have been grown with success in Alabama. Land that is to be planted in Tomatoes should always be broken up in the fall and rebroken during the month of January; that is, where it is not possible to plant such land in some winter forage plant to be turned under in January, in which event better crops are sure to result. The proper time of the year to sow Tomato seed will vary altogether on the time at which it is desirable to bring the plants into bearing. There is hardly a month in the year, so far as the South is concerned, that Tomatoes cannot be planted in some sections, either for an early spring, summer or fall crop. The professional Tomato grower or market gardener always relies more on his early spring crop, and with this end in view usually sows his seed in cold frames or hotbeds in December or January, winters them over and gets them out in early spring just as soon as all danger of freezes have passed. Much will depend always in the care and cultivation of these plants which are to make your crop, as it has often been proven that plants that have been forced rapidly by artificial heat into a thin, spindling plant will not produce vigorous stock, and usually prove unsatisfactory. The object of sowing the seed in the fall or winter is to get an age on the plant before it is set out, but care should be taken not to allow the plant to become tall, but it should be given enough cold to secure a healthy stock growth, and at the same time well established bottom roots.

The Best Fertilizer—Tomatoes require a liberal feed from all the fertilizing elements. Well rotted stable manure, with the addition of a little kainit, is best. The fertilizer should be worked into the ground deep and well distributed, or the vines will be burnt.

✓ **Acme** (See Cut)—This particular variety is well known to be one of the earliest as well as the most prolific sort grown. The fruit is of good size, almost round, and of a beautiful purplish-pink color. This sort is always smooth, ripening all over at the same time; very few seeds, juicy and excellent flavor. It is a very hardy sort and well adapted to the South. A popular one with the truckers and market gardeners. Pkt., 2 for 5c; oz., 20c; $\frac{1}{4}$ lb., 60c; lb., \$2.00.

✓ **Dwarf Tree Tomato**—A very stocky sort, hardy, standing up straight without any supports, fruit of good size, red, juicy and of good flavor. A great curiosity. Pkt., 2 for 5c; oz., 25c; $\frac{1}{4}$ lb., 75c; lb., \$2.50.

✓ **Yellow Pear Shaped**—A small Italian variety, producing its fruit in great clusters; shaped like a pear. Very rich in flavor and desirable for pickling and preserves. Pkt., 2 for 5c; oz., 25c; $\frac{1}{4}$ lb., 75c; lb., \$2.50.

✓ **Peach Tomato**—A peculiar variety of Tomato, resembling a peach very much in form; very solid and of rich flavor. Pkt., 2 for 5c; oz., 25c; $\frac{1}{4}$ lb., 75c; lb., \$2.50.

✓ **Dwarf Champion**—A valuable early sort, standing upright; very prolific, fruit of good size and resembling the Acme, only firmer, not so many seeds; a good shipper and more profitable to grow for early market, because no stakes are necessary, as it holds its own fruit above ground. The foliage is peculiar, being corrugated and of a very dark green color. Pkt., 2 for 5c; oz., 25c; $\frac{1}{4}$ lb., 75c; lb., \$2.50.

✓ **Golden Queen**—This is one of the finest yellows grown, of distinct type, and gives universal satisfaction. We do not claim it to be an early sort, but is a reliable one for main crop. The variety is hardy, makes a thrifty vine, and the fruit is universally large and of a bright orange-yellow when ripe, and of the best eating quality. Pkt., 2 for 5c; oz., 20c; $\frac{1}{4}$ lb., 60c; lb., \$2.00.

✓ **Yellow Plum**—A curious variety; vines not unlike other sorts, but the fruit is borne in great clusters, resembling when ripe a fine juicy, yellow plum. The fruit is small and unfit for market use, but is of the very best quality for home use. Pkt., 2 for 5c; oz., 20c; $\frac{1}{4}$ lb., 60c; lb., \$2.00.

✓ **Stone**—One of the most valuable all-round sorts on our entire list. The fruit is very large, of dark brick red color, solid, fleshy, and is not subject to rot like some varieties, nor does it ever have a green core. We can especially recommend it for a late fall crop. Pkt., 2 for 5c; oz., 20c; $\frac{1}{4}$ lb., 60c; lb., \$1.75.




ACME TOMATO.

Imperial Beauty Red & Improved Tomatoes.
White & Superior Tomatoes.

Mikado, or Turner's Hybrid—One of the hardiest and rankest growers on the entire list. Its foliage is entirely different from other sorts, having more the appearance of an Irish potato vine than a Tomato. The fruit is very large, of beautiful purplish pink color, very heavy and solid, and of most delicate flavor. Pkt., 2 for 5c; oz., 25c; $\frac{1}{4}$ lb., 75c; lb., \$2.50.

Matchless—A vigorous growing variety, foliage of dark green color; very rank, and holds out well throughout the hot summer. The fruit is very large, of dark red color, solid, fleshy, and is not subject to rot, nor does it have any green core. Pkt., 2 for 5c; oz., 25c; $\frac{1}{4}$ lb., 75c; lb., \$2.50.



The largest, firmest and juiciest Tomato known. This variety contains more solid meat and fewer seeds than any other sort.

Ignotum—A large, dark red medium late Tomato, very solid, uniformly smooth, closely constructed, scarcely ever rots from too much rain, and never cracks open. Pkt., 2 for 5c; oz., 20c; $\frac{1}{4}$ lb., 60c; lb., \$2.00.

Ponderosa (See Cut)—Unquestionably the largest Tomato grown. The vines are vigorous, producing a very large stalk and an unusually thick stem, which is accounted for in the great size and weight of the fruit. It is one of the best flavored sorts grown, almost solid, and contains scarcely any seed. The fruit, when ripe, is cardinal red, and on account of its compact structure will keep

longer than most any other sort. Pkt., 2 for 5c; oz., 40c; $\frac{1}{4}$ lb., \$1.00; lb., \$3.50.

Livingston's Beauty (See Cut)—The best all-round Tomato on earth; exceedingly early, large, smooth and remarkably prolific. This Tomato is absolutely perfect in every way, and is grown more largely by truckers and market gardeners than any other five sorts combined. The variety is of glossy crimson color, with slight tinge of purple; skin tough; good keeper and shipper, and entirely free from green core. Pkt., 2 for 5c; oz., 20c; $\frac{1}{4}$ lb., 60c; lb., \$2.00.

Atlantic Prize—The earliest Tomato grown; largely planted by the truckers of the extreme South for shipments to Northern markets before winter is really over. The fruit is small and much inferior in eating qualities to other sorts. But with all this against it, will mature for market much sooner than any other sort possibly can, and will find a ready market. Pkt., 2 for 5c; oz., 20c; $\frac{1}{4}$ lb., 60c; lb., \$2.00.

Livingston's Dwarf Aristocrat—This fine early variety in habit of growth and foliage resembles the Dwarf Champion very much, and might be taken for that popular variety if it were not for the color of its beautiful rich, glossy red fruit, much preferred in many localities to the purple or rose colored varieties. It may be planted 3x2 feet, or even closer, making it also suitable for small gardens, where every foot of land is to be utilized. Its peculiar dark green foliage and glossy red fruit attract the attention of every passerby. It is desirable for forcing under glass. Pkt., 2 for 5c; oz., 25c; $\frac{1}{4}$ lb., 75c; lb., \$2.50.

Prize Bell—An extra early, large sort, very prolific, and will continue bearing for a long time. It is a fine red sort, and one of our most popular varieties with the Birmingham truckers. Pkt., 2 for 5c; oz., 20c; $\frac{1}{4}$ lb., 60c; lb., \$2.00.

Trophy—A large red, prolific sort; very hardy; a good keeper; strong acid flavor, and largely used for canning purposes. Pkt., 2 for 5c; oz., 20c; $\frac{1}{4}$ lb., 60c; lb., \$2.00.

Yellow Trophy—A large, yellow, solid variety; very productive; smooth and superior to the Red Trophy. Pkt., 2 for 5c; oz., 20c; $\frac{1}{4}$ lb., 60c; lb., \$2.00.


Standard Varieties—**Royal Red**—An old favorite; pkt., 2 for 5c; oz., 20c; $\frac{1}{4}$ lb., 60c; lb., \$2.00. **Perfection**—This is a blood red variety. Pkt., 2 for 5c; oz., 20c; $\frac{1}{4}$ lb., 60c; lb., \$2.00.



TURNIPS.

How to Grow—Turnips succeed best on new ground, and are much sweeter and juicy when grown on such land still, old ground may produce fine Turnips if fertilized well. Turnips in this latitude may be sown eight months in the year. The fall crop is usually sown from June to September and the spring crop from February to April. Swedes or Ruta Bagas are best sown in June. Most all sorts of Turnips do better drilled, but some of the quick growing flat sorts produce well broadcast when not too thick. The flat sorts should be grown as near the top of the ground as possible. Not over two pounds of seed should be used broadcast to the acre, and only one pound should be used if drilled.

The Best Fertilizer—The best fertilizer for Turnips is a liberal amount of stable manure broadcast. This induces a very rank foliage and needs the addition of kainit or potash to induce them to form bulbs. Wood ashes is a most excellent fertilizer for Turnips, causing a very quick growth of roots, which will be very tender, sweet and juicy.



✓ Mammoth Red Top Globe

—This is one of the largest and finest of all the Turnips; is of a beautiful globe shape, with flesh pure white and a red or purple top. It is of very rapid growth for a globe variety, and will produce more to the acre than any known variety. It may be sown either broadcast or in drills. Pkt., 2 for 5c; oz., 5c; $\frac{1}{4}$ lb., 15c; lb., 45c.

✓ **Early White Flat Dutch** (Strap Leaved)—This is one of the very earliest and choicest varieties grown. It is one of the best sorts for spring sowing. Pkt., 2 for 5c; oz., 5c; $\frac{1}{4}$ lb., 15c; lb., 45c.

✓ **Red or Purple Top** (Strap Leaved)—This is a very early variety, flat, medium size, very small top, with but few leaves, which are of upright growth; flesh fine grained and tender. A purely American variety; will do well to sow either broadcast or in drills. Pkt., 2 for 5c; oz., 5c; $\frac{1}{4}$ lb., 15c; lb., 45c.

✓ **Large White Globe**—It is of a fine globe shape, very large, sometimes growing twelve and fifteen pounds each, and is a large yielder. Pkt., 2 for 5c; oz., 5c; $\frac{1}{4}$ lb., 15c; lb., 45c.

✓ **Pomeranean White Globe**—It is a very fine table variety, not so pithy as the Large White Globe, and of more delicate flavor. Pkt., 2 for 5c; oz., 5c; $\frac{1}{4}$ lb., 15c; lb., 45c.

✓ **Large White Norfolk**—It is a choice white variety, growing to a very large size, productive and a good table or stock feeding sort. Pkt., 2 for 5c; oz., 5c; $\frac{1}{4}$ lb., 15c; lb., 45c.

✓ **Sweet German**—This is claimed by many to be far superior to all as a winter Turnip. It should be planted very early, the same time as the Ruta Baga. The flesh is extremely hard and a beautiful white, and keeps as sound as a rock. Pkt., 2 for 5c; oz., 5c; $\frac{1}{4}$ lb., 15c; lb., 45c.

✓ **Amber Globe**—The flesh is a beautiful yellow, very fine grained and very sweet. It will grow to very large size in the South; is one of our very best keepers for winter use. Pkt., 2 for 5c; oz., 5c; $\frac{1}{4}$ lb., 15c; lb., 45c.

✓ **Large Yellow Globe**—This is somewhat the same variety as the Amber Globe, differing a little in shape. Pkt., 2 for 5c; oz., 5c; $\frac{1}{4}$ lb., 15c; lb., 45c.

✓ **Long White Cow Horn**—This is a very fine winter variety, penetrating deep into the ground and standing the entire winter. Its growth in shape is similar to a cow's horn. Pkt., 2 for 5c; oz., 5c; $\frac{1}{4}$ lb., 15c; lb., 45c.

✓ **Purple Top Yellow Aberdeen**—This famous foreign variety, resembling in shape a finely formed Ruta Baga, is splendid for stock feeding, as well as for table use. Pkt., 2 for 5c; oz., 5c; $\frac{1}{4}$ lb., 15c; lb., 45c.

✓ **Standard Varieties**—**Southern Seven Top** (for greens)—Oz., 5c; $\frac{1}{4}$ lb., 15c; lb., 45c. **Dixie Land or Southern Prize**—Pkt., 2 for 5c; oz., 5c; $\frac{1}{4}$ lb., 15c; lb., 45c. **Early White Egg**—Pkt., 2 for 5c; oz., 5c; $\frac{1}{4}$ lb., 15c; lb., 45c.


RUTA BAGA.

Sow in drills latter part of June and July, make soil rich and cultivate well. When plants begin to form bulbs, throw plenty of dirt to them, which causes them to form a bulb and prevents them from going to shank. Ruta Bagas should be thinned out shortly after coming up, to from six to eight inches apart. If not done promptly they will not amount to anything.

✓ **Improved Purple Top Yellow Ruta Baga**—One of the finest and best shaped sorts. Pkt., 2 for 5c; oz., 5c; $\frac{1}{4}$ lb., 15c; lb., 45c.

✓ **White Ruta Baga**—Pure white, fine shape. Pkt., 2 for 5c; oz., 5c; $\frac{1}{4}$ lb., 15c; lb., 45c.

Insecticides, Bug Poisons, Spray Solutions, Etc.

 Bug Poisons should be ordered when you send in an express or freight order for seed. They are too heavy for the mails, and then some of them, on account of their poisonous nature, are refused the mails.

Bug Death is a harmless fine brown powder, not poisonous to any extent to human life, but is awfully destructive to all classes of leaf-eating insects. It will not hurt even very tender plants unless put on very heavy. It is a fertilizer also, so when you take into account this value the powder seems very cheap. The usual method of applying it is to dust it lightly on the plants infested. There is a specially constructed shaker for this purpose that we can supply at a cost of 65 cents. But it can be successfully applied by putting in a thin cloth sack, and shaking the sack over the plant will cause the powder to dust through the cloth. Price, lb., 10c; 10-lb. lots, 7½c; 100-lb. lots, \$6 00.
By mail, postpaid, lb., 25c.



Pat. March 16 and Nov. 9, 1897.

Pat. in Canada Nov. 2, 1897,
and Jan. 25, 1900.

SLUG-SHOT.

Slug-Shot is a pinkish brown powder, not poisonous to any extent to human life, but is certain death to all classes of leaf-eating insects. It is applied by dusting on in the dry state, or it can be mixed in water and sprayed on. Slug-Shot, when dusted on vegetation, will keep off more or less insects that it does not kill. It is a valuable fertilizer, and can be economically used as a bug destroyer. Price, lb., 10c; 5 lbs., 35c; 10 lbs., 60c; 100 lbs., \$5.00.

Tobacco Dust—This is a most valuable insecticide and will drive away most any kind of insect, being especially desirable to destroy lice and drive away bugs attacking melons, cantaloupe, squash, etc. It can be used either in powder or made into a strong tea. Tobacco is a high grade fertilizer, and you can get your money back in plant food alone, to say nothing of the value as an insecticide. Price, lb., 5c; 10-lb. lots, 3½c; 50-lb. lots, 3c; 100-lb. lots, 2½c; 200-lb. bags, 2c. Special prices in ton lots.

Bug Plaster—A cheap, effective remedy for potato bugs and all leaf-eating insects. Lb., 5c; 10-lb. lots, 3c; 50-lb. lots, 2½c; 100 lbs., 2c; ton lots, 1½c.

Paris Green—This is a chemical combination of arsenic and copper, containing anywhere from fifty to sixty per cent of pure arsenic. It is a green, heavy powder, almost insoluble in water, and is very poisonous. It is known to be the most reliable destroyer of all leaf-eating insects, but is almost worthless for destroying what is known as sucking insects. If thought desirable to use in solution, which is really the most economical way, from one-quarter to one pound will be sufficient to add to fifty gallons of water, the quantity depending upon the tenderness of the foliage it is to be applied to. Price of Paris Green, 25c to 30c per lb.

Kerosene Oil Emulsion—This mixture is the best remedy to destroy sucking insects that has yet been discovered. It may be cheaply prepared, using the following methods: Dissolve half pound hard soap in one gallon boiling water; remove this hot solution away from the fire and add two gallons of kerosene oil. The mixture then should be violently churned or agitated in some manner, so the whole mixture would become thoroughly emulsified. The agitation may cease when the mass has become creamy and thick. On cooling it assumes the form of a jelly-like substance. This may be kept an indefinite time and may be prepared for use at any time by mixing with water. One quart of the mixture will be sufficient to add to ten to twenty quarts of water.

Bordeaux Mixture—This mixture is made by dissolving six pounds of bluestone in four or five gallons of hot water, then take four pounds of quicklime and slack with four or five gallons of water. Now dilute the copper solution by adding water to the amount of twenty-five gallons; then add water to your lime mixture to bring the quantity up to twenty-five gallons, then strain into the copper solution and stir the whole with a paddle. The mixture is then ready for use. The copper and lime mixtures may be kept in a strong solution of stock mixtures and reduced at any time it is to be applied. Bordeaux Mixture is the best combined insecticide and fungicide known. It is largely used for destroying potato bugs and for spraying all classes of fruits and vegetables to prevent blight.

King's Early Cotton.

This is the earliest known variety of cotton, maturing and opening a month before common sorts. On account of its early habits it was the only sort in Texas the past season that was not seriously injured by boll weevil. We have a large quantity of choice stock of this cotton and can make low prices in large quantities. Price of seed: Pk., 35c; ½ bu., 60c; bu., \$1.00. *By mail, postpaid, lb., 15c.*

THE LENOX SPRAYER.

The Best Cheap Sprayer on the Market. Carried on the Back Like a Knapsack. Can You Afford to be Without One?

WEIGHT WHEN FULL, FIFTY POUNDS.

The Straps are provided with buckles, and are adjustable to fit a man or boy of any size. It is also provided with a fine strainer cloth at the top where the liquid enters, to prevent leaves or dirt from getting into the Sprayer, thus impossible to clog up the nozzle. A man with one of these Sprayers will only use one-half the Paris Green that is required by the whisk broom or any other method, the spray being a mere mist. **No waste whatever.** No burning of the vines by large drops. **The most economical and perfect working apparatus on the market. It pays for itself by very little use.**

To be sure you do not burn the vines, always strain your liquid through two thicknesses of burlap (sacking). Your insecticide will be clear and do its work.

N. B.—We can supply extra attachments to these Sprayers at following prices: Brass Extension Nozzle for spraying fruit trees, \$2.00 each; Sprayer Attachment and Bulbs, \$1.50 each; Bulb, only 60c each. Live agents wanted to sell this valuable article.

WITH BRASS CHECK VALVE.

**CAPACITY
24 QUARTS**

**STRAINER
CLOTH**



THE AUTO-SPRAY.

In our judgment this is one of the very best sprayers that is on the market to-day. The simplicity of its construction, and the substantial construction of the machine makes it one of the most satisfactory that we have ever seen in operation. The motive power that operates the spray is compressed air. The machine is pumped up like a bicycle tire. After the air is sufficiently compressed the force of it will force the water out through the nozzle in a splendid spray. This spray has nozzle, stop-cock and fittings turned from solid brass with deep cut threads, three ply rubber hose, pump and valve entirely of brass where they come in contact with the solution. All cast iron parts are malleable iron. The machine is fitted with an improved ingenious valve, take-out and put-in sleeve, which prevents damage or accident to the plunger and packing. This machine is adjusted so as to throw a real fine mist, or a coarser spray or a solid stream. It is valuable for washing buggies, putting out fire, washing off horses, window glasses, etc.; in fact, it can be put to innumerable uses. If desired, we can furnish extension pipes made of brass in two-foot lengths at 35c per length. Elbow connections of solid brass cost 35c each extra. Now by attaching these extension pipes the machine can be used to great advantage in spraying trees. This machine is not a cheap affair, but we are inclined to believe that it would pay every truck farmer to have one on his place.

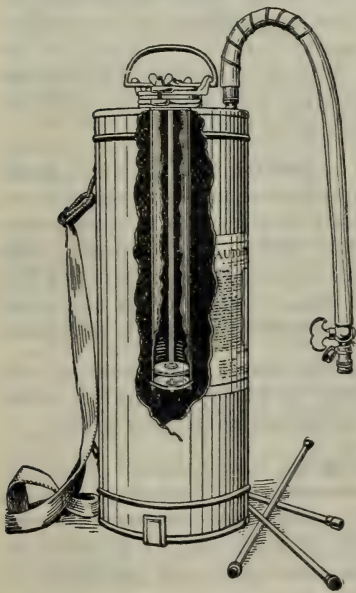
Price of Auto-Spray, brass tank, each \$5.00.

“ “ “ steel “ “ \$3.50.

Extension brass pipe, 2 feet lengths, 35c each.

Elbow connections, solid brass, 35c each.

New Era Spray—A small hand spray, holding from one to two quarts; works somewhat on the principle of a syringe. For a small garden or for flowers it is just the thing. Price, only 75c each.



Length of Cylinder, 21 inches.
Diameter of Cylinder, 7 inches.
Weight, empty, 7 pounds.
Weight, loaded, 39 pounds.
Capacity, about 4 gallons.

PREMIUM OFFERS.

HERE is a list of a few premiums that are of real value. They are, of course, limited in numbers, so we don't make this offer to hold good indefinitely. We reserve the right to discontinue the offer as soon as our stock of the items give out. First come first served is the way they will be given out.

The Southern Farmer—We have one hundred yearly subscriptions to give away to our customers this season. This old established agricultural paper is published at Athens, Ga. It is a monthly journal, devoted to the farming interests of the South. The regular subscription price is fifty cents per annum.

For One Dollar—We will send you forty papers of vegetable seed by mail, postpaid, and a receipt for a year's subscription to *The Southern Farmer*. You can pick out your own selection of seed from this Catalogue. This premium will not be sent to anyone, however, unless they request it with their order, and it must be understood that it is not given on orders for bulk seed.

For Five Dollars—We will give a year's subscription to *The Southern Farmer* for an order of five dollar's worth of seed, and not limit you to anything in the Catalogue—farm seed, vegetable in bulk or anything else—but you must always ask for it with the order.

For Five Dollars—For an order amounting to five dollars, covering anything in our Catalogue, we will send you a handsome Egg Carrier or Case that costs 75 cents anywhere. The above mentioned case is about twelve inches square, and is made of light, strong wood and well painted. Its capacity is twelve dozen eggs, and is fitted out with the regular paper compartments, that may be taken out and folded up out of the way. It may then be used for storage of any kind. It is equipped with a good strong bail, making it as serviceable as an ordinary basket. Another especially desirable feature is that the case is fitted with a patent top that permits the lowering and securely fastening of the lid, making it possible to carry from a single egg up to twelve dozen. As a handy carrier this case has no superior, and no one can afford to be without it. We have secured only a few dozen to offer in our premium list, and while they last they will be given, when so requested, with an order for five dollar's worth of seeds of any kind.

For One Dollar—We will send you forty papers of vegetable seed by mail, postpaid, your own selection, and one large, handsome map of Alabama and the United States. The map is two and a half feet long and about two feet wide. One side shows a map of Alabama with a monthly calendar for 1904. The opposite side shows a map of the United States and a great deal of information regarding the different States and Territories, population, capitals, etc. The map is equipped with a brass border and an eyelet for hanging up. We send it by mail, postpaid.

For Two Dollars and Fifty Cents—We will send the above described map by mail, postpaid, as a premium with any order amounting to \$2.50, no matter what the items consist of. It is necessary to request this premium with your order.

For One Dollar—We will send you by mail, postpaid, forty papers of vegetable seeds, your own selection, and a handsome thermometer. Everyone should have a thermometer about the house, as there is some satisfaction in knowing how hot or cold it may be. This thermometer can be sent by mail, but it is safer to send in express shipments of seed. This is a valuable premium, and could not be bought at any store for less than fifty cents.

For Two Dollars and Fifty Cents—For an order amounting to \$2.50, made up of anything in the Catalogue, we will send as a premium the above described thermometer, provided you request it in sending the order.

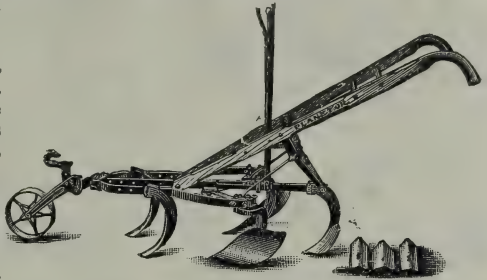
"Planet, Jr." Tools for 1904

The words "Planet, Jr." are all that need be said about the following tools, as the name alone is a guarantee of their superiority above the numerous other makes on the market. There is no style of cultivator that has come under our observation that can in any way compare with it either in durability or usefulness. It is capable of doing any kind of work from furrowing and ridging to harrowing. In fact, after breaking up your land you need no other tool to make your crop.

They are adjustable to suit any width rows, and when once set they never slip.

It is an established fact that one man and a good horse or mule can do more work in one day with a "Planet, Jr." than two can with the old style plows. This means a saving of the hire of a man and a mule for every day you use one of these cultivators. It is thus readily seen that with a week's work with a "Planet, Jr." it will more than pay for itself.

Another way to look at the question is that one is able to do just twice as much with a "Planet, Jr." than without it, and can cultivate just twice as much land and actually do it better than in the old way.



The accompanying illustrations will give you some idea of its style, but it is impossible to give lengthy descriptions in a catalogue, so would advise that those interested send for a complete catalogue, which we will mail free on application.

"PLANET, JR." HORSE HOE AND CULTIVATOR No. 9.

This is one of the most popular styles and has the lever expander that permits the quick changing to suit the width of the rows. By looking closely at the rear standards it will be seen how strongly they are braced. In fact, they are braced three ways, making it extremely rigid and capable of resisting a very great strain. The angle of the standards is also adjustable, making it possible to regulate the depth at all time

The price of No. 9, with wheel.....\$7.40
Same without wheel..... 6.85




The "Planet, Jr." No. 4 Horse Hoe is identical with the No. 9, except that it has no lever expander, but is equipped with the stirrup and clamp for expanding the rear standards. It will do the same work as the No. 9, and is equally as good a tool, except that it is a little less convenient in changing the machine to fit the

different width rows, but where one is going twice to the row there is practically no difference in the working of the two tools. Price of No. 4, with wheel, \$6.35; same without wheel, \$5.60.

We also carry in stock at all times a complete line of all the different styles of "Planet, Jr." Cultivators and Harrows, together with a complete line of "Planet, Jr." Hill and Drill Seeders, Single Wheel and Double Wheel Hoes.

"Planet, Jr." Seeders are universally acknowledged to be the most accurate and satisfactory in the market. They are so constructed that it is impossible for them to clog or put out more seed than is desired. They are accuracy itself, and when once the machine is correctly set it will sow evenly till the hopper is exhausted. Another desirable feature is that the "Planet, Jr." drills will sow as well with only a single paper of seed in the hopper as when it is full.

There are many points to recommend these Seeders, one of which is that where one uses many seeds they will save their cost in the amount of seed alone, as it requires only about half the quantity as when sown by hand. Another feature is that a more uniform stand is obtainable by their use, as all the seed are covered to exactly the same depth and the ground then rolled afterwards, which puts the seed in close contact with the earth, which will cause them to germinate sooner and more uniformly than otherwise. After putting the ground in perfect condition the seed are planted, covered, rolled, and the next row marked all at one passage with the machine. It can readily be seen that they will pay for themselves many times over in a single season, and with care they will last indefinitely.



The No. 4 Combined Hill and Drill Seeder and Wheel Hoe as shown in cut is possibly the best for the small trucker, as it is changeable from a seed drill to a wheel hoe by removing one bolt and substituting a tool frame.

Price of the No. 4 Combined Hill and Drill Seeder, \$11.00; as a Drill only, \$8.50.

Complete "Planet, Jr." Catalogue mailed Free upon request.



AN ACTUAL PHOTOGRAPH OF A CORNER IN ONE OF MR. SPRUIELL'S COTTON FIELDS.

[Mr. Spruiell, the well known cotton grower, is shown holding up a stalk of his famous cotton. This field (upland) will average over a bale to the acre.]

Spruiell's Reimproved Prolific Cotton

THE FINEST UPLAND COTTON IN THE WORLD.

The seed of this variety are medium small, white, with occasional trace of darker shade and gins very clean. The stalk is not so tall as some sorts, but is very branching in habit, putting out a number of large limbs near the ground. These limbs will be loaded with fruit. The boll is very large, containing five locks, and forty to fifty will turn out a pound of seed cotton. It is a very rapid grower, exceedingly early, opens out wide, but the locks are firmly set, making it a storm proof sort. The staple is first-class, and weighs out more to the hundred pounds seed cotton than any other large boll sort. This variety is very resistant to rust, cotton wilt and other diseases affecting cotton. All of our seed is grown in Jefferson county, in the hills of North Alabama, on Mr. Spruiell's own farms, and is absolutely free from any diseases or effects of boll weevil. Price of seed, pk., 35c; $\frac{1}{2}$ bu., 60c; bu., \$1.00; 5-bu. lots, 90c; 10-bu. lots, 85c.

By mail, postpaid, lb., 15c.

Spruiell's Early Green-Seeded Prolific.

Mr. Spruiell has developed this type after several years of painstaking selection. The seed in color are like Russells, but smaller, bolls large, containing five locks, staple of the finest quality. It is very prolific branching in growth, and the best opener that Mr. Spruiell has ever tried. The best feature of the variety is its extreme earliness and its quick and rapid opening, consequently there is no loss in bolls failing to open. We have only a limited quantity of this variety to offer this season, so we can only take orders subject to stock on hand. Next year we will have it in large quantities, as we anticipate having a large acreage planted this season especially for seed. Price, pk., 40c; $\frac{1}{2}$ bu., 75c; bu., \$1.25; 5 to 10-bu. lots, \$1.00 bu.



Russell's Big Boll Prolific.

This picture shows a field of Russell Cotton grown in Tallapoosa county, Ala. This was in bottom land. Yield, two and one-half bales to the acre.

Description—The seed of this variety is large and dark green in color. Every seed is not of the same uniform green color, some few are almost white, but the green of course largely predominates. This gives the seed the appearance of being slightly mixed, but it is one of the characteristics of this Cotton that a single lock will contain seed dark green and of lighter shade. The only way to obtain every seed green would be hand picking, and then a crop from such seed would not be all green. Light seed, however, could be a sign that the seed were mixed. Our stock of these seed are not bought promiscuously; comes from a reliable grower who grows no other variety, thus reducing the chances for mixing.

Russell's Big Boll Cotton is a medium early variety, a very vigorous grower, producing a large branching stalk, and is a good bearer. The boll is exceptionally large, always containing five locks, and requiring only thirty-five to forty to turn out a pound of seed cotton. The variety is a good opener, locks firmly set in boll, and is not easily beaten out. The staple is strictly first-class, and on account of the size of the boll is a most popular sort with cotton pickers. The variety does not turn out as much lint to the hundred pounds of seed cotton that some sorts do, but on account of its large stalk and prolific character the net results on an acre are equal to any sort. It is no experiment to plant your entire crop in this sort. A number of the largest growers in the South plant no other. The Russell Cotton is especially adapted to bottom and new ground, as it gives more satisfactory results on strong soils. This is because of its vigorous character of growth.

Special Notice—We guarantee that our Cotton Seed is harvested from fields not infested with Boll Weevil or diseases of any character. Cotton in Alabama the past season was free from any defects.

Price of Russell's Big Boll—Pk., 35c; $\frac{1}{2}$ bu., 60c; bu., \$1.00; 5-bu. lots, 85c per bu.; 10-bu. lots, 75c per bu. *By mail, postpaid, lb., 15c.*

LEGUMINOUS FORAGE PLANTS.

Clovers, Etc.

A leguminous plant is one that has the properties of enriching soil where grown. The roots of such plants are infested with bacteria or colonies of infinitely small micro-organism, which inhabit the modules found distributed on different parts of the roots. These micro-organisms feed upon the roots of such plants, and in turn supply the plant with nitrogen that they are able to assimilate from the air. The importance of plants that store up nitrogen in the soil is now very generally understood. The cow pea is a good example of a leguminous plant.

Alfalfa (*Medicago Sativa*)—Bulletin No. 6, published by us, gives an exhaustive treatise on Alfalfa, so if the information contained here is not sufficient, write for this Bulletin. *Price of Seed*—Pk., 15 lbs. \$2.50; bu., 60 lbs., \$9.50. *By mail, postpaid, lb., 30c.* We have cheaper grades. Write for prices and samples.

Alfalfa is one of the most valuable perennial leguminous forage and hay plants in cultivation. It is grown with more or less success in nearly every State in the Union. The plant in appearance differs widely from other clovers. The young plants are of a beautiful emerald green color, growing upright and branching in character. The leaves are smooth and three-parted, each part being broadest above the middle and rounded in outline. The plant produces, after it gets twelve to twenty-four inches high, bluish purple flowers in clusters, distributed on different parts of its structure.

The root system of the plant is the most wonderful thing in connection with its growth. There is no telling how deep the roots of Alfalfa will penetrate. They have been discovered below the earth's surface more than a hundred feet. The depth to which they will penetrate depends largely on the physical condition of the soil below the surface, also the depth of the water table, which the roots always seek.

Generally speaking, the soil best suited for Alfalfa is a sandy loam with a porous or gravelly clay subsoil. But as so much depends on the underlying soil, no definite recommendations can be given. A safe conclusion can only be reached through a practical experiment. Usually bottom lands are adapted to Alfalfa, provided they do not overflow or the water table be not too close to the surface. It should be understood that Alfalfa does not stand overflowing, nor will it succeed on sobby or wet lands. Soil containing a good per cent. of water soluble lime, when other conditions are correct, is usually a good situation for Alfalfa. Alfalfa will establish itself much quicker where the soil is inoculated with the same bacteria that infests the roots of this plant in favorable Alfalfa sections. Such inoculation may be effected by mixing the seed to be sown with soil removed from an old established field of Alfalfa. One bushel of such soil is said to be sufficient to inoculate an acre of ground. It should be interesting to know that the same bacteria that infests the roots of Burr Clover is identical to that on Alfalfa. So wherever Burr Clover is found

growing may be said to be a favorable situation for Alfalfa. Soil intended for Alfalfa should be broken very deeply and made as fine as possible. In most cases it will be found profitable to apply as much as two hundred pounds of high grade complete fertilizer to the acre. This will give the plants a good start, feeding them until the bacteria takes hold. The quantity of seed for an acre will depend largely on the quality and the method of planting. Good seed only should be sown, and at the rate of twenty-five to thirty pounds to the acre. The seed may be broadcasted by hand or with a broadcast seed sower. An ordinary harrow will cover them deep enough, providing it is not very dry when sown. Rolling after sowing is advantageous, provided it be dry. Alfalfa may be sown in September, October or November, or during February, March and April. Fall sowing should prove more profitable, although such is not always the case. It is better not to risk all at the same time. No cultivation is usually given young Alfalfa, but there are times when spring sowing can be harrowed to great advantage shortly after the plants are up, provided the ground is foul with weeds, or has become baked. After the plants are established for a year a cultivation may be given with benefit each spring, after all danger of freezing is past. This cultivation is given with a disc harrow, with the disc set perfectly straight. This working will split up the old crowns, stir the soil and seem to assist the plants in spreading, thus establishing a better stand. Alfalfa should be cut for hay when blooms begin to appear, and where delayed too long the quality of the hay will be much impaired. Great care must be exercised in curing and handling to prevent loss of leaves. The feed value of Alfalfa hay is very high. In fact, it is almost a complete ration for a work horse. Alfalfa may be cut from two to five times in a season. The yield to an acre in a season will vary from one to six tons of dry hay.



ALFALFA.

Japan Clover (*Lespedeza Striata*).—This is a low growing annual leguminous plant, enriches the soil, thrives under conditions that no other Clover or grasses will, and is of great value for pasturage during the latter part of the summer when other things have died out. Unless cut late or heavily pastured, will reseed itself. On rich bottom land it grows tall enough to cut for hay, and is valuable for this purpose, although its chief mission would seem to be the furnishing of a summer and early fall pasture. Sow twelve to fifteen pounds to the acre. Lb., 20c. *By mail, postpaid*, lb., 30c.

White Dutch Clover (*Trifolium Repens*).—Sixty pounds to the bushel. A small, spreading perennial Clover, indigenous to most all parts of the United States. May be sown any time from September to March. It should be sown in the same manner and treated the same as Red Clover. It is not of much value by itself, but may be added to grass mixtures with advantage. Is extremely hardy, standing the hottest dry weather, remaining green when most other grasses have died out. For this reason it is largely used for lawns or in lawn mixtures, where it seems to be especially adapted. White Clover is largely sown in some sections to provide a bee pasture. About ten pounds is sufficient to seed an acre, but if mixed with other grasses half this amount will do. Price per lb., 30c. *By mail, postpaid*, lb., 40c.

Crimson Clover (*Trifolium Incarnata*).—Standard weight, sixty pounds to the bushel. This is an annual leguminous forage plant, possessing much value as a fertilizer of soil, and also affords valuable green forage throughout the winter and spring. It is often cut for hay, and when cured properly is not easily excelled. It is of extraordinary value to sow with winter grain when it is to be either pastured or made into hay. The seed of Crimson Clover resemble German millet, only somewhat larger, more round and not quite so bright in color. The seed germinates very quickly and plants grow off very rapidly. The character of foliage is very much like the Red Clover, differing principally in its bloom, that of the Crimson Clover being pointed or cone-shaped and of a brilliant crimson and scarlet color. The bloom is so beautiful that it is often grown in flower gardens for its magnificent effect. Crimson Clover does best on loam soils containing a good amount of sand. It makes satisfactory growth even on thin lands, but of course does better where a good amount of plant food is present. If thought advisable to fertilize, acid phosphate can be economically used, but it is doubtful if potash and nitrogen can be economically used except in a very poor sandy situation.

Hairy Vetches and Crimson Clover make an excellent combination for winter pasture or for fertilizing. Twenty pounds of vetches to fifteen of the clover should be sown to the acre during September, October or November.

Crimson Clover may be sown in the South from August to November. Thorough preparation of the soil should be made. The quantity of seed necessary for an acre will depend largely on the quality of the seed, but since it is desirable to get a good stand we would recommend twenty to thirty pounds

to the acre where sown by itself, but where sown with winter grains or other grasses half this amount would be sufficient. If hay is to be made cutting should ensue when the plant begins to bloom. Crimson Clover is an annual, does not grow out from roots the second year, but must be planted every fall. Still, if allowed to ripen seed, will reseed itself. Price of seed, lb., 10c; pk. of 15 lbs., \$1.25; bu. of 60 lbs., \$4.00. *By mail, postpaid*, lb., 20c.

Melilotus (*Bokhara Clover*).—This is a perennial Clover, widely distributed over a large area of the United States. It grows wild and promiscuously over most parts of North America in sections termed prairie countries. It delights in lime lands, and will thrive well even on worn-out places. It does not seem to be adapted to red, gravelly soil. Wherever Blue Grass, Clover and Alfalfa thrive Melilotus can be grown. The Melilotus plant is very much like Alfalfa in appearance, but grows more rapidly, produces a much larger stalk, and is not near so valuable as a hay plant. Melilotus is perfectly hardy in Alabama, and may be sown most any month in the year. The seed will lie in the soil and come up at the proper time. It is frequently sown with winter grain in the fall of the year. When the grain is cut off in the spring the Clover will come out and be ready to cut for hay very shortly. It can be cut repeatedly if rains are plentiful. It makes a very fine hay if not allowed to get too large. Melilotus is undoubtedly a valuable forage plant for enriching the soil, and especially is it valuable in such sections where other Clovers do not seem to make satisfactory growth. Price of seed, lb., 10c; bu. 25 lbs., \$1.75. *By mail, postpaid*, lb., 20c.



CRIMSON CLOVER.

Alsike Clover (*Trifolium Hybridum*).—Sixty pounds to the bushel. A valuable perennial clover, growth of fine texture, more spreading and recumbent than Red Clover, matures later, has pinkish blossoms and does not make such large roots, nor do they penetrate so deep in the soil.



ALSIKE CLOVER.

Notwithstanding it seems to be hardier than Red Clover, standing as much heat and decidedly more cold, Alsike Clover should be sown in the South from September to March; the sooner the better. It seems to be well adapted to clay and loamy soil, consequently would be well adapted to creek and river bottoms. The preparation of the land for Alsike is essentially the same as for common Red Clover, although it has been shown that Alsike will thrive on new ground with very little preparation. The quantity of seed for an acre will vary some, depending, of course, on the quality, and whether it is to be the sole crop or not. From ten to fifteen pounds should give a good stand. After the soil has been made ready for the seed they should be broadcasted evenly and covered very slightly, care being exercised not to cover too deep. Alsike Clover is relished by all classes of live stock, and it seems that it will prove more valuable for a pasture than for hay, still it is largely sown with timothy for hay. Price, lb., 20c; pk. 15 lbs., \$2.50; bu. 60 lbs., \$9.00. *By mail, postpaid, lb., 30c.*

Red Clover (*Trifolium Pratense*).—Standard weight, 60 pounds to the bushel. Red Clover is one of the most important leguminous plants that is grown in a very large section of the United States. Its natural range of adaptability does not, however, extend very far south of Tennessee and Kentucky; still there are certain sections of the South where clover will be found profitable. These sections can only be found out through practical experiments. Should be sown either in the fall of the year, from September to December, or may be sown in very early spring. If sown by itself at least fifteen to twenty pounds of first-class seed should be sown to the acre broadcast. If sown with winter grain or other grasses one-half this quantity will suffice, but of course it will depend largely on the amount of other seed used in the mixture. Soil must be reasonably good, deeply broken and well fertilized, and made fine and smooth by harrowing. Seed should then be sown on top of freshly made seed bed and harrowed or rolled in. No cultivation is necessary. It should be cut for hay while in bloom and carefully cured. In most cases Red Clover should not be pastured the first year, especially when sown by itself, but could be grazed if used in a grass mixture. Red Clover, either green or in hay, is a valuable ration for all classes of live stock. When fresh it must be fed at first with care to prevent bloat. Besides its feeding value Red Clover is a valuable fertilizing plant, putting quantities of nitrogen in the soil through the work of bacteria on its roots. Yield, two to five tons to the acre. Red Clover is a biennial, but in some sections is perennial. Lb., 15c; pk. of 15 lbs., \$2.25; bu. 60 lbs., \$8.00. *By mail, postpaid, lb., 25c.*



RED CLOVER.

☞ If you are interested in Clovers, get our Bulletin No. 9. It tells you all about it.

ABOUT PRICES—Clover Seed fluctuate in price, so when you are ready to buy write us for prices, stating quantity wanted.

GRASSES.

There is manifested widespread interest in all kinds of grasses and forage plants throughout the South. Farmers should become interested through practical experiments and the many teachings that have been sent broadcast by seedsmen, the agricultural press, State experiment stations and the United States Agricultural Department. We have realized that there is great need in the South of reliable information as a safeguard to success with different grasses and forage plants. To this end we have published bulletins on nearly every subject of interest. These bulletins give reliable and practical information that is safe to follow for a success in the South.

Bulletin No. 12—Subject, "Valuable Hay and Pasture Grasses for the South." This bulletin is of great value to any one interested in the production of hay or the establishing of permanent meadows. It discusses the different varieties of grasses in a more extended manner than is possible in a seed catalogue.

Orchard Grass (*Dactylis Glomerata*).—A valuable perennial grass for the South, suitable either for permanent pasture or for hay. Most any soil that will grow a good crop of oats will be suited for Orchard Grass. The soil must be thoroughly prepared, made fine and smooth by harrowing. The seed should then be broadcasted and harrowed in and rolled where possible. The proper time of the year to sow Orchard Grass in Alabama is either in early fall or early spring. The quantity of seed for an acre will depend largely on the quality, but no less than two bushels of good seed should be used when it is to be the sole crop. If sown with grass mixtures or other seeds much less will answer. Orchard Grass should be cut for hay when the seed heads have assumed a light straw color. On good land it should yield two to three tons to the acre. Price, lb., 20c; pk. of 3½ lbs., 60c; bu. of 14 lbs., \$2.00. *By mail, postpaid, lb., 30c.*



ORCHARD GRASS.

Tall Meadow Oat Grass (*Avena Elatior*).—Eleven pounds to the bushel. A tall growing perennial grass, with flat leaves and long narrow panicles. It has proven very hardy in Alabama, and may be sown to success either in the fall or spring. If sown in the fall it will grow to be three or four feet high by June and be ready to cut for hay as soon as it blooms. Any good soil will grow Oat Grass, and it does much better where the soil is well prepared; still, it has been shown that it will do well in woodland pastures, where it is not possible to make perfect preparations. Meadow Oat Grass is frequently cut green and fed to stock, and a good stand will yield two to three cuttings in a season, producing two or three tons of valuable hay. We are inclined to believe that its chief merits lie in its ability to furnish abundant succulent pasture. About thirty pounds of seed is necessary to seed an acre.

Price of seed, lb., 15c. *By mail, postpaid, lb., 25c.*

Perennial or English Rye Grass (*Lolium Perenne*).—This grass has been introduced in the South the past few years and has proven valuable in grass mixtures for permanent pastures. It is of very quick growth, affording in connection with other grasses not only valuable green forage, but will yield when cut in bloom a large quantity of hay. It has given good satisfaction in wood meadow pastures and we can strongly recommend it for this purpose. On good land it will grow from 1½ to 2 feet high. From 40 to 60 pounds of seed should be used in seeding an acre; that is, where used by itself. If sown in mixtures much less quantity would suffice. Price, lb., 15c; per bu. of 14 lbs., \$1.50. *By mail, postpaid, lb., 25c.*

Italian Rye Grass (*Lolium Italicum*).—This grass resembles English Rye Grass considerably, the most notable difference being that in most cases it is an annual, and of course will not last as long. It is a very valuable vigorous growing grass suitable for furnishing in very short time a splendid green pasture. It forms a good turf and stands the dry weather remarkably well. This grass can be sown to success either in the fall of the year or very early spring. On rich land it will grow from 2 to 3 feet high. From 40 to 60 pounds of seed should be used in seeding an acre. Price per lb., 15c; per bu. of 14 lbs., \$1.50.

By mail, postpaid, lb., 25c.

Annual Sweet Vernal (*Anthoxanthum Odoratum*).—An annual quick growing hardy grass, largely used in pasture mixtures for imparting flavor and odor to a hay crop. It has a very pleasant odor, and when only a slight quantity is used in a pasture enhances the value of the entire hay crop. From three to five pounds of seed ought to be used to the acre. Price, lb., 15c. *By mail, postpaid, lb., 25c.*

Cheap grades of Grass Seed are much higher than the best; still, a great many farmers buy low grades because they think they are saving something. When you figure out the actual number of vital seeds you are paying for, you will always find the high re-cleaned grades to be much cheaper. A great deal of loss and much disappointment is usually met with in low grades of grass seed.

Timothy (*Phleum Pratense*)—Forty-five pounds to the bushel. The standard grass in America for hay; used, however, in some sections largely for pasture. It is a rapid-growing annual grass, but may be said to be perennial in its character in some sections. The soil best adapted to Timothy is a rich loam, and it does not seem to succeed on very thin or sandy soil. Soil that is to be sown to Timothy should be thoroughly prepared before seeding. The proper time of the year to sow Timothy in the South is unquestionably in the fall of the year, still it is grown with more or less success in very early spring. The quantity of seed necessary to seed an acre will depend on the quality; but where it is to be the sole crop about fifteen pounds, or one-third of a bushel, should yield a good stand; but of course if used in a grass mixture much less should be used. The seed should be sown broadcast on a fresh seed bed and covered very lightly. Timothy usually matures hay in the South by the middle of June, and should be cut when in bloom, before the seed becomes thoroughly ripe. Price of fancy cleaned seed: Lb., 10c; pk. of 11½ lbs., 75c; bu. of 45 lbs., \$2.50.



TIMOTHY.

Rescue or Arctic Grass (*Bromus Unioides*)—Known also as Bromus Shraderi.

[NOTE—This is the true Rescue or Arctic Grass. We call your attention to this for the reason that most of the grass sold for Rescue and Arctic Grass is nothing more than common cheat (*Bromus Secalinus*.) There is a big difference between the two. The true Rescue Grass weighs only about fourteen pounds to the bushel, while the other will go twenty to thirty pounds. Better look into this when you go to buy.]

This is one of the most valuable grasses for winter pasture that can be grown in the South. It is found distributed over a great many sections of the Southern country, but more of it is found in the prairie States than elsewhere. It is the standard grass in Texas for winter pasture, and is found growing there on large areas of prairie ground, and forms the sole grazing crop for cattle in winter. It is a grass of remarkable vitality, produces long, strong, vigorous roots, penetrating deep into the soil, standing the most adverse weather, either hot or cold. Whenever hot, dry weather kills it down, just as soon as the rains come along it will sprout out again in a few days, affording an excellent green crop of grazing, very digestible and relished by all live stock.

Rescue Grass is usually sown in the fall of the year, from August to the middle of October. The ground should be thoroughly plowed and made smooth by harrowing. The seed should then be sown broadcast and covered to a depth of about one inch. The quantity of seed to sow an acre will vary somewhat on the quality of seed, but it is usually advisable to sow twenty-five to forty pounds to the acre in order to get a thick stand. It is very spreading, and shortly after it comes up will form a permanent sod, capable of standing any amount of grazing. The first year after sown it will furnish considerable grazing in the winter and into the spring, and if stock is taken off it by the first of April it will grow out rapidly and yield an abundance of valuable hay. The hay should be cut when it is in bloom. It is very easily cured, and possesses a high feeding value, with all the proper constituents. It is used largely in the South as a sand and soil binder, consequently it is valuable for sowing on the banks of ditches or embankments to prevent washing. Price of seed per lb., 15c. By mail, postpaid, per lb., 25c.

Kentucky Blue Grass (*Poa Pratensis*)—The most valuable pasture grass in existence in sections of the United States where conditions seem to be right for its successful growth, but south of Tennessee and Kentucky it is not always a success. The causes for this are not clearly understood, but is usually supposed to be due to deficiency of soluble lime. It is known at least that in Alabama Blue Grass does not seem to root deep enough to enable it to withstand a long dry, hot spell in August. A great deal of Blue Grass is used in Alabama for lawns in cities, where it is possible to keep it watered during the dry periods. This grass is used also with success in grass mixtures sown for permanent pastures. Soil must be rich to grow Blue Grass, and must have been properly prepared by deep plowing and thorough pulverization. Blue Grass should always be sown in the fall of the year. The quantity of seed necessary is no less than thirty or forty pounds of the best quality to the acre. The seed after sowing must be covered very lightly, and ought always to be rolled. A top dressing of bone meal will be found very advantageous every season. Price, fancy cleaned seed, lb., 15c; bu. of 14 lbs., \$1.75. By mail, postpaid, lb., 25c.



KENTUCKY BLUE GRASS.

Awnless Brome (*Bromus Inermis*)—A rapid growing perennial grass suitable in the South for either hay or pasture, but we are inclined to believe that its greatest mission in the South is for a winter pasture. It will stand extremes of cold as well as drouth, and since it is a rapid grower ought to be of much value to the Southern farmer. The soil for this grass should be prepared in the same manner as for Orchard Grass, and at least thirty to forty pounds of seed used in seeding an acre. Price, lb., 15c. By mail, postpaid, lb., 25c.

☞ If you are undecided what grass to plant, write to us, giving us a description of your land and soil, and let us know for what purpose it is to be used. We can help you, and will be glad to.

English Blue Grass or Meadow Fescue (*Festuca Pratensis*).—Meadow Fescue is one of the finest perennial grasses grown in America. It is a very hardy grass, producing an abundance of foliage, leaves much broader than ordinary blue grass, much thicker and containing considerable more fattening properties. It is very hardy in the South, and is about the only grass outside of Bermuda that seems to thrive, even in hot, dry weather.

The soil best adapted for the successful growth of Meadow Fescue is any class of soil that will grow successfully other grasses or crops of grain.

In preparing the soil for a crop of Meadow Fescue it will be necessary that the soil be stirred well and made fine by cross harrowing. This preparation should ensue whether it is sown by itself or whether it is sown with other grass mixtures.

The seed should be sown broadcast on a freshly prepared seed bed, and covered lightly with a harrow. Still, since it is a hardy germinator, it will come up if planted much deeper than some other grasses.

The quantity of seed to sow an acre will depend somewhat on the quality of the seed. It may be safe to set down the correct quantity as two bushels, or say fifty pounds. This quantity applies of course when it is sown by itself, but if it be sown with winter grain or other grass mixtures, much less, of course, will have to be used.

The proper time to sow Meadow Fescue, especially in Alabama, is undoubtedly the fall of the year. The roots of this grass penetrate to twelve or fifteen inches into the soil, hence its ability to stand dry weather and drought.

The proper time to cut this grass for hay is when it is in full bloom and the head stalk is beginning to turn a straw color. A thick stand of this grass will ordinarily yield three tons of valuable hay to the acre. We strongly recommend its use to the farmers in Alabama. Price of seed: Per lb., 15c; per pk. of 6 lbs., 60c; per bu. of 24 lbs., \$2.00. *By mail, postpaid*, lb., 25c.

Red Top or Herds Grass (*Agrostis Vulgaris*).—The soil best adapted for the successful growth of Red Top or Herd Grass is any soil that will grow other grasses or good crops of grain; but it is peculiarly adapted to damp situations, and makes its best growth on low, wet lands, and its ability to stand any amount of overflowing has caused it to be exclusively used throughout the South.

Its chief value is as a pasture grass, although it is largely used in some sections for hay.

The preparation of the soil for Red Top is an important item. Since the seeds are so small it becomes necessary, in order to produce an even, uniform stand, to have the soil in a well pulverized condition before the seed are sown. When it is to be the sole crop the ground should be broken deep and cross-harrowed to remove all lumps and rough surfaces. The seed should then be sown broadcast on the freshly prepared seed bed, covered very lightly and rolled where practical. The quantity of seed to sow an acre will depend altogether on the quality of the seed sown.

When the chaff seed are sown, even of fair quality, it will require at least four bushels to produce an ordinary stand, but if fancy cleaned seed are used from six to ten pounds will be ample for seeding an acre.

The proper time of the year to sow Red Top is anywhere from the first of August to the first of November, or it may be successfully sown in very early spring. The time to sow will depend, of course, on what is desired in the resulting crop. If it is intended as a winter pasture, of course it is necessary to sow in the fall of the year, but if it is intended only for a hay crop it may be advisable to sow in the early spring. The early spring sowing would also furnish some pasture, even before time to cut the crop for hay. These seeds may be sown by themselves or mixed with other grasses. The proper time to cut it for hay is when it is in the bloom and the seed stalk has begun to turn a straw color. Price of extra clean seed, per lb., 15c; per pk. of 3½ lbs., 50c; per bu. of 14 lbs., \$1.75. Seed in chaff: Per lb., 5c; per pk. of 3½ lbs., 20c; per bu. of 14 lbs., 50c. If ordered by mail add 10 cents per pound for postage.

Rhode Island Bent (*Agrostis Canina*).—This grass is very much like Red Top or Herds, and may be handled in the same manner. It is more creeping and recumbent in its character than Red Top, of somewhat finer texture, and on account of being a rapid grower is much used in lawn mixtures. There is nothing better for damp, wet situations. Price, lb., 20c; bu. 14 lbs., \$2.50. *By mail, postpaid*, lb., 30c.

Creeping Bent (*Agrostis Stolonifera*).—This grass is very much like Rhode Island Bent and Herds Grass. It is a very quick grower, low creeping in character, and consequently valuable as a soil and sand binder. Valuable for sowing on embankments, terraces, etc., to prevent washing. Largely used in lawn mixtures for the carpet-like effect it gives to grass mixtures. Price of seed, lb., 20c; bu. 14 lbs., \$2.50. *By mail, postpaid*, lb., 30c.



ENGLISH BLUE GRASS.




RED TOP OR HERDS GRASS.

SPECIAL PRICES. If you are interested in Grasses or Forage Plants and anticipate purchasing seed, it will always save you money to write for special prices, being careful to specify what quantities are wanted. It is impossible to quote definite prices in a seed catalogue written in advance of the time the seed are planted. Address AMZI GODDEN COMPANY, Birmingham, Ala.

Johnson Grass (*Sorghum Halapense*).—The cut on this page shows the growth made from one root of Johnson Grass. You will notice the strong root formation which enables the plant to withstand dry, hot weather. There is a great prejudice against Johnson Grass, some States going so far as to legislate it out of business. Johnson Grass is with us to stay, and, if properly managed, a great deal of money can be made out of it.

There is no universal standard of weight for a bushel of Johnson Grass seed, although in Alabama twenty-five pounds is usually given. When the seed are in the rough or unclean a measured bushel will weigh about twenty-five pounds, but if seed are re-cleaned a measured bushel will weigh thirty-five to forty pounds or more. Johnson Grass is known under various names, such as Guinea Grass, etc. Johnson Grass belongs to the sorghum or cane family, is perennial in character, its roots resembling very much the ordinary cane of the bottoms. It is a deep gross feeder, the roots penetrating very deep in the soil; consequently is a great drouth resister. When Johnson Grass makes its appearance above ground it is very much like young corn or sorghum, grows off rapidly, becoming more spindling, produces a blade like sorghum, only finer. It produces a long branching seed stalk and an abundance of seed. Johnson Grass will grow on most any kind of soil, but the richer the soil the better it grows. It grows very rank in bottoms, and on land entirely too wet for most crops. It pays well to make thorough preparation for Johnson Grass. The ground should be broken deeply and made smooth by harrowing.



JOHNSON GRASS.

Johnson Grass is sown very largely both in the fall and spring. If sown in the fall better results are had by sowing with some kind of grain, as wheat, oats, rye or barley. When the grain crop is cut off in the spring the Johnson Grass will make rapid growth. Such a combination should not be pastured. If sown in the spring results are usually more satisfactory when sown alone. The quantity of seed necessary for an acre will depend altogether on the quality of seed, and it should be noted here that a great deal of the Johnson Grass is entirely worthless. Light, chaffy seed has no vitality; only the black, or partially black, seed will germinate. Only re-cleaned seed should be sown, and where used alone at least forty to fifty pounds should be sown broadcast to the acre. But little less, if any, should be used where sown in the fall. Johnson Grass is not profitable where thin. Fall sowings may be harrowed or plowed in lightly on grain, but spring plantings should be covered very lightly. It is of great benefit to Johnson Grass to plow it up with a small plow in spring. Such plowing, when done after all danger of freezes is past, will cause the grass to spread and become thicker.

The proper time to harvest for hay is when the plants begin to head. It should not be allowed to mature seed. When well established can be cut repeatedly if seasonable. The hay is easily cured and without loss of foliage. All classes of live stock are very fond of the hay, and a ready market can always be secured. The yield varies from two to five tons of dry hay to the acre.

It should be understood that Johnson Grass is very difficult to eradicate, and where it is scattered


promiscuously over a farm is a great pest, interfering seriously with the cultivation of other crops. Johnson Grass can be confined to any piece of land if not allowed to mature seed, but where stock consume mature seed it will become distributed through droppings of cattle. The best methods of eradicating it is by concentrated pasturage with hogs or cattle. It may also be destroyed by repeated cutting just under the soil and as fast as it makes its appearance above ground.

BULLETIN No. 11—Subject, "Johnson Grass." The interest is unabated in this wonderful hay plant, and as there is a big demand for accurate and complete information on the subject, we have prepared Bulletin No. 11, which covers all the points for and against Johnson Grass. It shows the most correct methods of utilizing it for profit and gives tried remedies for destroying it. This bulletin will be mailed to any one interested.

Caution—You should be very careful in buying Johnson Grass seed, because unless it is thoroughly ripe when harvested it will not grow. We can furnish choice re-cleaned tested seed if you are willing to pay the price. We will gladly send samples to any one who would like to see before purchasing.

PRICE OF SEED:	{	Extra cleaned, per 100 pounds.....	\$9 00
		Choice cleaned, per 100 pounds.....	8 00
		In chaff or rough, per 100 pounds.....	5 00

By mail, postpaid, lb., 20c.



BERMUDA GRASS, SHOWING GROWTH FROM SEED PLANTED IN FEBRUARY—PHOTO TAKEN IN SEPTEMBER.

Price of Fancy Recleaned Seed, by mail, postpaid, 60c; by freight or express, lb., 50c;
10-lb. lots, 45c; 25-lb. lots, 40c.

Bermuda Grass (*Cynodon Dactylon*).—There is no standard weight to a bushel of Bermuda Grass. A measured bushel of recleaned seed will weigh from thirty-five to forty pounds. The seed of Bermuda is small, very much like timothy in appearance and size. It is perennial in character, creeping in habit, and forms the most perfect sod of any grass. A short time ago this grass was propagated altogether from sets or roots, as it seeds both sparingly and infrequently in the United States. The seed are now imported into this country in great quantities, and are becoming cheap enough to be more economical to plant seed than roots. Bermuda is the South's most valuable pasture grass. It will grow on thin land and stand more hot, dry weather than any other valuable grass. The objection to Bermuda is that it dies down in winter, but this can be overcome by sowing Burr Clover on Bermuda in the fall of the year. The Burr Clover is a winter growth, protects the Bermuda from freezing out, affords valuable grazing, and disappears in the early spring. Bermuda will succeed fairly well in the South on practically every class of soils, whether poor or rich, but makes ranker growth on good soil. Land to be sown to Bermuda should be prepared well, pulverized and made smooth as possible. An application of two to four hundred pounds of complete commercial fertilizer to the acre will be of great benefit in giving the young plants a start. Stable manure will, of course, answer, but should be thoroughly rotten and void of weed seeds. From six to ten pounds of seed should be sown to the acre. Bermuda is sown both in the fall and spring. Neither sowing will come up until the weather becomes very warm. Fall sowings are most always made in connection with other grasses, clovers or grain. Such crops are usually harvested by early summer and give the Bermuda a chance to establish itself. When Bermuda is sown in the spring good results are obtained by sowing alone or with Kentucky Blue Grass. Care must be exercised not to sow in connection with anything in the spring that would create too much shade. Bermuda should be sown on a freshly made seed bed and covered very lightly; rolling after seeding is of great benefit. After it becomes well established no amount of grazing will cause injury. No farmer in the South should be without his Bermuda pasture. Some farmers look upon Bermuda as a pest, and it is where scattered promiscuously over land intended for cultivation; but where slight care is exercised the danger of it becoming scattered from roots is reduced to a minimum, and since it does not mature seed to any extent no danger arises from this source. The chief mission of Bermuda Grass in the South is to provide a pasture for all classes of live stock during hot, dry weather, when all other grasses have failed. For this purpose its equal has never been found. It is unsuited for making into hay because, except on very rich land, it does not grow tall enough to mow; and, again, the quality of hay it produces is inferior in feed value to its green growth. Bermuda Grass is much benefited by working every year or every other year. This is difficult to accomplish, but may be done with a small scoter plow by running a furrow about every fifteen inches apart and then cross-plowing in the same manner. It is sometimes a good idea to fertilize with barnyard manure or commercial fertilizer when such workings are given. This working may be done in the fall if you decide to sow Burr Clover. Such plowings will enable the Burr Clover to better take hold. If worked in the spring it ought to be done after all danger of freezes have passed. We find a great many farmers suspicious of Bermuda Grass seed claiming that it will not germinate. A great deal of fraudulent seed have been palmed off on the farmer in the past, so he has a right to be suspicious. We import ourselves direct large quantities of genuine Bermuda Grass seed, test it before selling, and you will not be disappointed if you deal with us. We will gladly send any one a sample to test for themselves.

Bermuda Grass has produced more or less seed in Alabama this last season. Some samples taken ourselves from growing plants germinated as much as fifty per cent. The Agricultural Department at Washington is investigating this matter with the view of ascertaining if seed can be successfully grown in Alabama.

BULLETIN No. 10.—This bulletin has been published by us for the purpose of giving accurate information regarding the production of Bermuda Grass from seed. It will be mailed to any one interested.

COW PEAS.

There are more than one hundred varieties of Cow Peas being cultivated in the Southern States to-day, and it is our opinion that this number will be doubled inside of five years. It is of course impossible to keep up with all these varieties, but, so far as the difference in value is concerned, it need not worry the Southern planter. Every one of them is good, but no great difference exists where used as a hay plant or for fertilizing purposes. We confine our list to the standard sorts, which we think should satisfy any farmer. Most all Southern farmers are familiar with the great value of Cow Peas to the South, but some do not realize their great economical importance. It is not possible here, for the want of space, so we have prepared a bulletin on the subject which covers practically everything desired. Write us for this bulletin, No. 14.

We reproduce here a short summary on the economical value of Cow Peas, taken from a paper read before the American Seed Trade Association at Atlantic City, N. J., June 24th, 1903, by Mr. G. B. McVay, President of the Amzi Godden Company:

"The economical importance of cow peas to the South could be dwelt on at great length, but for the want of time it will only be possible to show conclusions that have been reached through careful observations, covering a period of several years.

"Cow pea hay contains about ten per cent. of water, twelve to thirteen per cent. of ash, thirteen to fourteen per cent. of protein, thirty-four to thirty-five per cent. of starch, four per cent. of fat and twenty-five per cent. of fibre. It is to be noted that this analysis is almost identical with that of wheat bran, consequently it follows that a ton of cow pea hay is just as valuable to the Southern farmer as a ton of wheat bran. The average price of a ton of wheat bran to the Southern farmer is no less than twenty dollars; so it is easy to figure the profit in the production of cow pea hay.

"Cow peas contain more than seventeen per cent. of protein, consequently are a valuable food for either man or beast. They form a large part of the ration of the Southern laborer.

"Cow peas thrive on soils entirely unproductive to corn and cotton. Hence the Southern farmer is able to utilize all of his lands in profitable crops.

"Cow peas are practically exempt from disease and insects, are great drouth resisters, and consequently complete failures are not to be contended with. They have the properties of enriching the soil through their ability to assimilate and store up free nitrogen from the atmosphere, consequently a judicious use of them will greatly diminish the fertilizer bill.

"Experience has proven that it is poor economy to turn cow pea vines under for the purpose of enriching the soil, although there may be times when such a procedure may be justifiable. It must be understood that the fertilizer stored up in cow peas is contained in its roots, and that the weight of such roots is almost equal to the growth above ground. Furthermore, the principal plant food stored up is nitrogen, which is exceedingly volatile and soluble. Any disturbance by the plow would cause serious loss of plant food except where a crop is to follow immediately.

"The roots of cow peas are great subsoilers, and through their use this expensive method of culture can be largely dispensed with.

"An average yield of cow pea hay is one ton to the acre. The cost of production is nominal. The fertilizer value to land represented in the roots of cow peas exceeds the expense in growing a crop of hay; so when this is known the profits with this particular crop are clearly manifest."

California Black Eye—An extremely early sort, maturing peas in six to eight weeks. The pea is large, kidney-shaped and has a distinct black eye. It may be called a bunch variety, as it does not put out any long runners except when planted in corn. When planted in the open does not make any runners to amount to anything. It is very productive, yielding from ten to twenty bushels of peas to the acre. Two crops can always be made, and if seasons are favorable three crops can be taken off the same land in one season providing the first crop be planted in early April. In quality it surpasses them all. Price, pt., 10c; qt., 20c; pk., \$1.00; bu., \$3.50. *By mail, postpaid*, pt., 20c; qt., 35c.

Unknown or Wonderful—A very vigorous, rank growing variety, especially valuable for hay. Price, pt., 10c; qt., 15c; pk., 50c; bu., \$1.50. *By mail, postpaid*, pt., 20c; qt., 30c.

Clay Pea—The old standard variety, resembling the Unknown or Wonderful pea, except the pea is somewhat smaller and more round. Price, pt., 10c; qt., 15c; pk., 50c; bu., \$1.50. *By mail, postpaid*, pt., 20c; qt., 30c.

Red Ripper—A very productive, vigorous growing sort, and is much earlier than either the Clay or the Unknown. Price, pt., 10c; qt., 15c; pk., 50c; bu., \$1.50. *By mail, postpaid*, pt., 20c; qt., 30c.

Black—A very fine variety for fertilizing purposes. The pea is much larger than either the Clay or Unknown and is pure black. Price, pt., 10c; qt., 15c; pk., 50c; bu., \$1.50. *By mail, postpaid*, pt., 20c; qt., 30c.

Whippoorwill—The old standard popular sort, bunch in character and very early. It is largely used not only in producing a pea crop, but hay as well. Its chief value lies in the fact that being so early two crops can be grown, or they can be planted late in the season and still mature. Price, pt., 10c; qt., 15c; pk., 60c; bu., \$1.75. *By mail, postpaid*, pt., 20c; qt., 30c.

Mixed Peas—For sowing for hay, pasturage or fertilizing, these are just as good as any. They are more easily obtained and always cheaper. Pt., 10c; qt., 15c; pk., 40c; bu., \$1.25. *By mail, postpaid*, pt., 20c; qt., 25c.

White Black Eye—Late running sort, fine for eating purposes. Pt., 10c; qt., 15c; pk., 60c; bu., \$2.00. *By mail, postpaid*, pt., 20c; qt., 30c.

Small White Lady Pea—Late running, prolific sort, very choice as table pea. Pt., 10c; qt., 15c; pk., 75c; bu., \$2.50. *By mail, postpaid*, pt., 20c; qt., 30c.

White Crowder—The most popular sort for table use. Pt., 10c; qt., 15c; pk., 75c; bu., \$2.50. *By mail, postpaid*, pt., 20c; qt., 30c.

✂ Write for prices on peas in season. We can supply most any variety wanted.

MISCELLANEOUS PLANTS.

Rape, Buckwheat, Broom Corn, Sunflower, Peanuts, Chufas, Wild Rice, Upland Rice.

Dwarf Essex Rape (*Brassica Napus*)—This valuable forage plant is a stranger to most of the farmers in Alabama, but some few experiments have been made in the past twelve months which have proven conclusively that this plant should have a valuable place in Southern agriculture. The seed of Rape in appearance is just like an ordinary turnip seed, and it might be said that they may be planted in the same manner as turnips and in any month in the year in which turnips may be sown. But since Rape is a very hardy plant, in fact a cold weather plant, experiments have shown that it will only be profitable to sow this plant in Alabama in the fall of the year. Rape is a very gross feeder and is really severe on land, consequently it should always be planted on extra good soil to obtain the best results, but since it is to be used exclusively for a green pasture practically little loss of plant food will be experienced, as the stock will return practically all of the plant food that has been taken up from the soil. Experiments have led us to conclude that the proper time of the year to sow Rape is in August or September. The ground should be prepared by deep plowing, pulverized well, and the seed should be put in to a depth of about one to two inches, and where practical the ground should be rolled. The seed germinate quickly, and when just above the ground they look identical with ruta baga turnips, but will grow off more rapidly, soon become erect, and throw out numerous branches from the main stalk. It is available for pasture usually in about six weeks after sowing, and when eaten down springs up very rapidly and affords a long duration of excellent pasture. When stock are first turned in on Rape they will not take to it quickly, but they will soon acquire a likeness for it, and will eat it ravenously. Care must be taken at first not to allow stock to remain on Rape too long, as when they eat to excess it is very liable to induce bloating. It is best, to start with, to turn the cattle on it only about an hour or two, and that in the middle of the day, when the stock are not very hungry, and when all dew is off the plants, because when the plants are wet the danger from bloating is largely increased. The quantity of seed to plant an acre will depend somewhat on what is desired in the pasture, but usually from five to eight pounds of seed, when broadcasted, will yield a sufficient stand, but when it is drilled and workings are to ensue, one-half this amount will be sufficient. It is quite frequently planted in drills and cut for green food for all classes of live stock during the winter. All classes of stock do well on Rape, but it is especially valuable for hogs, and furnishes the greatest quantity of forage at the least cost of anything that we know of. *Price by mail, postpaid*, lb., 20c; per 100 lbs., \$7.00.

Sunflower (Mammoth Russian)—Sunflowers are being largely planted in some sections of the South for producing food for chickens. *Price of seed, by mail, postpaid*, per lb., 20c; per 100 lbs., \$6.00.

Buckwheat—Fifty-two pounds to the bushel. Buckwheat is not extensively grown in the South, still considerable of it is planted for the purpose of affording a pasture for bees. The seed should be sown broadcast in June or July, one bushel to the acre. *Price of seed, pk.*, 75c; *bu.*, \$2.00. *By mail, postpaid*, qt., 20c.

Chufas—This is an underground product growing near the surface, and easily reached. The plant resembles some green forage grass, and produces a delicious small nut, resembling the almond in taste. They are much sought after by hogs, and are largely used in some sections for hog pasture. The nuts are very rich in fat-producing matter, and it may be said to be very economical as a hog pasture. Nuts should be planted in the early spring, about one to every four or five inches of drill, and covered to the depth of one to two inches. *Price of seed, pk.*, \$1.00; *bu.*, \$3.50. Write for special price.

Broom Corn—Much interest is being manifested by Southern farmers in the growth of Broom Corn brush for market. Parties who have made the experiment report a very profitable business, as there is an unlimited demand for good brush at a very high price. It is not possible in the short space in this catalogue to enter into a discussion of growing Broom Corn for the open markets. We have special information on this subject which we would gladly mail to interested parties. *Price of seed usually about \$2.00 per bu.* Ask for bulletin on this.

Wild Rice—An aquatic plant used considerably in the South, planted in lakes and shallow situations for the purpose of attracting game, fish, etc. The seed should be planted in the fall of the year or very early spring. The method of planting is to soak the seed in water for a day and night, drop them on the surface of the water and they will sink to the bottom. It is usually advisable, however, to roll the seed into little mud balls and drop them into the lake at short intervals in the shallowest part of the lake. It does not seem to succeed in the lakes and situations where the water remains for any considerable length of time over three or four feet. *Price of seed, by mail, postpaid*, lb., 80c.

Upland Rice—There is big money in growing Upland Rice, and if you will order a small quantity to try you will be astonished at the results. The upland sort is very much like the lowland rice in growth, but is a type that grows well on upland. It should be planted in drills and cultivated like peas and beans. Should be cut when ripe and stored same as oats or wheat. It possesses very high feed value, and is largely eaten by all classes of stock, fowls, etc. *Price of seed by mail, postpaid*, qt., 20c; *pk.*, 75c; *bu.*, \$2.50.

PEANUTS—The growth and culture of Peanuts is too well understood by Southern farmers to be dwelt on here. We wish merely to impress the farmer of the money that is possible of being made in the cultivation of the Peanut crop. There is always a ready market for all varieties of Peanuts, and since they are successfully grown on almost every class of soil their growth is to be encouraged. More attention is being paid to Peanut growing now than formerly for the reason that most farmers have been made acquainted with the importance of this plant for producing hay, not only to feed to cattle, but to hogs as well.

Spanish Peanuts—Largely planted for making hay. Is enormously productive, producing its fruits near the surface and in large quantities. The vines may be pulled up without losing any of the nuts. Will cure easily and afford a magnificent hay. *Qt.*, 10c; *pk.*, 50c; *bu.*, \$1.75. *By mail, postpaid*, qt., 15c.

Virginia Peanuts—The standard large white Peanuts grown universally for market. *Qt.*, 10c; *pk.*, 50c; *bu.*, \$1.75. *By mail, postpaid*, qt., 15c.

Large Red Peanuts—A very prolific, splendid sort of excellent flavor. They are much more preferable for home consumption than any other. *Qt.*, 10c; *pk.*, 50c; *bu.*, \$1.75. *By mail, postpaid*, qt., 15c.

Get Special Prices on Peanuts in Quantity.

LEGUMINOUS SPRING FORAGE PLANTS.

Soja Beans, Velvet Beans, Beggar Weed, Spring Vetches.

BULLETINS—Every farmer should be interested in the cultivation of any plant that has the ability to fertilize the soil through the work of bacteria on their roots. If you are interested you should write us for the following bulletins: Bulletin No. 6—Subject, "Alfalfa." This will give you all the information wanted. Bulletin No. 7—Subject, "Bur Clover." Bulletin No. 8—Subject, "Vetches." Bulletin No. 9—Subject, "Clovers." Bulletin No. 14—Subject, "Cow Peas." Bulletin No. 15—"Forage Plants Other Than Grasses." On page 55 will be found a complete list of the bulletins published by this company. They give more complete information than is contained in any catalogue.

Velvet Bean—A wonderfully vigorous growing leguminous forage plant possessing great value as a fertilizer plant, is used extensively as a green forage crop and no small quantity is made into hay. It may be used for every purpose that a Cow Pea can. It takes much longer to mature and ought to be planted very early in the spring to get the best results. The plant is an enormous runner, a single vine often producing runners forty to fifty feet long. It is difficult to harvest for hay on account of its rank growth, and of course is not easily cured for hay. It may be grazed profitably, stock being turned in about frost. The bean does not mature until very late, and it is not often that seed can be saved except in Florida and extreme Southern Alabama. The dry bean is large, brown speckled, almost round and about the size of a wren's egg. A great difference of opinion exists regarding the quantity necessary for an acre. If sown in drills and cultivated one peck would probably be enough for an acre, but when sown broadcast like peas from a half to a bushel should be used to the acre. Farmers will make no mistake in experimenting with this wonderful plant. Bulletin No. 15, published by us, will give you all the information wanted on Velvet Beans. It is impossible here to quote a definite price on Velvet Beans, but we handle them largely and will gladly submit special prices any time. *By mail, postpaid, qt., 25c; bushel usually about \$2.00.*

Giant Beggar Weed—Another leguminous forage plant, grown extensively in the State of Florida, not only for fertilizing purposes, but for producing hay as well as green forage. This plant will subsist on very thin, sandy land, attaining a marvelous rank growth where no other vegetation seems to thrive. This is due of course to the plant's ability to utilize the free nitrogen of the atmosphere through the work of bacteria on its roots. This plant has renovated and is bringing into cultivation thousands of acres of land in Florida that heretofore was a mere waste. The seeds of Beggar Weed should be planted in very early spring. It may be sown broadcast like millet or may be planted in drills. It will usually grow to the height of two or three feet, and if put on good soil will grow even much higher. Ten to fifteen pounds of seed is usually sown to the acre. Beggar Weed can be used to great advantage in sowing in corn at last plowing. When the corn is harvested the Beggar Weed will afford splendid pasturage for all classes of live stock. It produces excellent hay, but where this is the purpose it is of course necessary to sow in a situation where the hay can be cut. Write for price of seed in quantity. *Price by mail, postpaid, clean seed, lb., 35c.*

Soja Beans (*Glycine hispida*)—Another valuable leguminous forage plant, which is coming into general use throughout a much larger section of the United States than even cow peas. It has great properties of enriching the soil, in like manner to other leguminous plants. It is principally used in the South for fertilizing purposes, although considerable of it is made into hay and no small quantity is cut and fed green. The hay is very nutritious as likewise the bean when matured. The bean when dry resembles somewhat an English pea, only a little larger, of waxy like color, and of a sweet and very agreeable taste. Experience has proven that Soja Beans may be planted in like manner and at any time one would plant cow peas. Soja Beans, however, are mostly planted in drills and given some cultivation. They are rarely ever sown broadcast. This plant should be cut for hay when the pods are in the green state, at which time it produces a wonderfully nutritious hay. This cutting should take place when the beans in the pod are about half grown. We strongly urge upon farmers the importance of further experiments with this valuable forage plant. There are several different varieties of Soja Beans, such as early, medium and late. We can usually supply either sort wanted, but where grown for fertilizer purposes not much difference exists. If Soja Beans be grown for a crop of dry beans great care must be taken in thoroughly curing before they are ever put in bulk, as they heat very quickly, destroying the germ. Price of seed, *by mail, postpaid, pt., 20c; qt., 30c.* Write for prices in quantity.

Kidney Vetch—A perennial leguminous plant, very much akin to clover. It is altogether different, from other vetches in character of growth, appearance of seed, etc. It is well adapted to dry sandy soil affording a splendid pasture either by itself or in a mixture. It is cured also for hay the same as red clover. Price of seed, lb., 25c. If by mail add 10 cents per pound for postage.

Tares or Spring Vetches (*Vicia Sativa*)—The seed and growth of this Vetch is very much like the sand or hairy vetch. It differs mainly in being unsuited for sowing in fall of the year. It does not resist cold like the sand vetch and must be sown in early spring. This type of Vetch answers the same purpose of cow peas, and being more hardy can be sown much earlier in the spring. Tares or Spring Vetches can be used for every purpose that cow peas can. Price of seed, lb., 10c. If by mail add 10 cents per pound for postage.

SPECIAL MIXTURES. Those desiring to plant grass seed in quantities, either for meadows or pastures, and who desire mixtures of some special grasses other than those above mentioned, may send in a list of their requirements and receive special prices on same. To those wishing to plant a quantity of grass seed, and to which none of the above grass mixtures seem to apply, may send in a description of the land that they desire to plant in grass seed and we will be pleased to make up a special mixture for same. It may be well to remember that it is always better to plant sufficient grass seed in the first instance, as a better sod is always obtained, and is more sure to be satisfactory.

LEGUMINOUS WINTER FORAGE PLANTS.

Vetches—Burr Clover.

Hairy Vetches (*Vicia Villosa*).—There is no standard weight for a bushel. Several species of Vetches are grown with more or less success in the South, but only one may be planted in the fall of the year with positive assurance of success. Hairy or Sand Vetch is the true winter Vetch, and takes the place in winter that cow peas do in summer. It is known in some sections as winter cow peas, and is used for every purpose that cow peas are. The seed of Hairy Vetch have a hard shell like okra, but are darker in color, round and not so large. When the plant makes its appearance above ground it resembles somewhat an English pea, only the foliage is finer and will make considerably more vine. The question of suitable soil for Vetch is less important than with most any other crop. It seems to grow successfully anywhere the cow pea thrives, on thin, sandy lands unproductive to cow peas, and on lime lands where cow peas do not seem to produce a good crop of seed. The preparation necessary for Hairy Vetches will depend on what is desired in the resulting crop. If sown by itself for the production of hay or fertilizing, the soil should be prepared as though you were going to sow wheat or oats. If sown with other grasses or winter grain, the preparation necessary for such grasses or grains will answer for the Vetches. Generally speaking, thorough preparation will have great influence on the crop. If Vetch be sown by itself no less than thirty to forty pounds should be used in seeding an acre, but where sown with winter grain, grasses or clover, half this amount will answer. The proper time to sow is from August to November, care being taken to avoid hot, dry weather. The seed are usually broadcasted and harrowed in, but where sown with grain deeper covering may be given without serious danger. No cultivation is given. Vetch will afford bountiful winter grazing for all classes of live stock, either by itself or in connection with winter grains, grasses and clovers. It may be made into hay by cutting in the spring when the plants are in bloom, or just before the seed pods are grown. Care should be exercised in handling the hay to prevent loss of leaves. The feed value of Vetch hay is very high, being equal, pound for pound, with wheat bran; so from this it is easy for the Southern farmer to realize its feed value. Vetch and wheat is a fine combination for the production of hay. It is largely sown also with winter turf oats, rye, barley, crimson and burr clover. It should be understood that Vetches are leguminous plants and enrich the soil where grown in the same manner as do cow peas. So it ought to be easy for farmers to realize the great economical importance in their growth. Price of seed *by mail, postpaid*, lb., 25c. Write for special prices in season.

Burr Clover (*Medicago Arabica*, *Medicago Maculata*).—There is no standard weight for a bushel of these seed. Two species of Burr Clover are grown to quite an extent in the South, but the only very noticeable difference is in the formation of the seed pod. No distinction is made in this description. Burr Clover is an annual winter clover of the legume family and is much prized in a large section of the South for a winter pasture, either by itself or in a mixture with winter grains. The plant belongs to the same family as alfalfa, and the bare seed is very much like alfalfa, kidney shaped and light egg-yellow color, but the seed of the Burr Clover are borne in a small, tiny, coiled up, prickly burr. The seed are very difficult to remove from this burr, so the seed obtained commercially is encased in this burr. These burrs contain from four to six seed where ripened under favorable conditions, but it is sometimes the case where a great deal of rain falls on the burrs before they are gathered that the burrs will rot away, uncurl, and most of the seed will be lost. Farmers should be careful to examine the burrs of this clover before buying, because many times they will contain no seed at all. Burr Clover, after making its appearance above ground, is of a rich, dark, green color. The leaves are longer than red clover and always toothed above, and usually have a dark spot near the center. The plant produces small yellow flowers from April to June, after which the plant makes seed and dies out. The plants will reseed themselves, but no growth will ever be made from the old roots. The plant's chief value is its ability to fertilize the soil and afford a splendid pasture during the winter and spring for all classes of live stock. If Burr Clover be sown with winter grains it would be best to put the grain in with a grain drill or at least plow in, then harrow smooth, sow the Burr Clover and harrow again. It is not thought advisable to cover the clover as deep as the grain ought to be covered. Burr Clover may be planted any time from August to November; early plantings are to be encouraged. The quantity of seed for an acre will depend largely on the quality of the seed, and also whether the seed are to be sown by themselves or not. It is to be the sole crop, from twenty-five to thirty pounds should be used in seeding an acre. But where sown with winter grain, one-half this amount will answer. Burr Clover is now being largely used for the purpose of inoculating the soil for alfalfa. The same bacteria inhabits the roots of both plants alike. Burr Clover will succeed on a greater variety of soils than alfalfa, consequently through the use of Burr Clover the alfalfa area can be largely extended.

One of the greatest missions of Burr Clover is to prolong the green period of Bermuda grass. This is accomplished by sowing a Bermuda pasture during the fall in Burr Clover. The burrs are simply broadcasted on the Bermuda sod at the rate of twenty-five to thirty pounds to the acre. The seed will germinate and cover the Bermuda with a beautiful carpet of green by the time freezes would be dangerous. This covering, besides being valuable grazing itself, protects the Bermuda from freezes, thus producing a permanent pasture throughout the winter. The Burr Clover will reseed itself in the spring, disappear and come again the following winter. Better results may be had, however, by sowing Burr Clover on Bermuda if suitable preparations be made. Such preparation may be effected by running a small plow through the Bermuda sod, so as to provide a place for the Burr Clover.

We can usually supply seed both in burr and hulled. Seed in burr, *by mail, postpaid*, lb., 22c; hulled, *by mail, postpaid*, lb., 35c.

Write for prices in season, stating quantity wanted.

SORGHUMS AND MILLETS.

Kaffir Corn, Teosinte, German Millet, Hungarian Millet, Pearl or Cattail Millet, Sorghum or Sugar Cane.

Sorghum—One of the most profitable hay plants that can be grown in the South. If properly handled nothing produces more wholesome hay. Sorghum may be sown any time from April to middle of August.

Two cuttings can always be made and sometimes three or more if very seasonable. If sown broadcast alone one and a half to two bushels should be used to the acre. If sown with peas one-half of this amount would do. If planted in drills a peck to half a bushel will answer. If grown for syrup only about half a peck is required to the acre. Farmers in growing for syrup will find it profitable to save the seed, as ready sale is always found for them. Sorghum should be cut for hay when it begins to form heads. Great care must be exercised in curing to prevent damage or injury from overheating, the object being to prevent the product becoming sour. Sorghum is very exhausting on land, and will not prove profitable on thin land except it be fertilized.

The Best Fertilizer—Sorghum is a deep and gross feeder, and unless your soil is reasonably good a liberal amount of fertilizer should be used. Stable manure in good quantities is of great benefit, and if this is not possible from four to six hundred pounds of high grade complete fertilizer should be used to the acre in drill.

Caution—Some writers claim that Sorghum is not injurious to live stock when green, and it is a fact that it can be fed sparingly, but it is a well-known fact that death frequently occurs from eating green Sorghum. No stock should be grazed on it, because it is much safer to cut and feed sparingly. Sorghum is vastly more profitable made into hay, when it affords a most wholesome food.

Early Amber—The seed of this variety is covered by a black husk, and is sometimes called the Black Top. It is the earliest type of Sorghum, stalk tall, slim, and the most suitable sort for hay where quick maturity is desired. It is also used for syrup, making a very bright article. The Early Amber is the most suitable variety to sow with peas for hay. If sown broadcast two bushels should be used to the acre. Where sown with peas a bushel each of peas and Sorghum should be used to the acre. Price of seed: Pk., 35c; bu., 50 lbs., \$1.25. Special prices in quantity. *By mail, postpaid*, pt., 15c; qt., 25c.

Orange—The seed of this variety is an orange red, and is sometimes called the Orange Top. This sort is two or three weeks later than Amber, a more vigorous grower and produces a much larger stalk. It is also largely used for hay, yielding more weight than Amber, and on account of its size is usually preferred for syrup making. Price of seed: Pk., 35c; bu., 50 lbs., \$1.25. Special prices in quantity. *By mail, postpaid*, pt., 15c; qt., 25c.

Red Top—The seed of this variety is round, small and of dark red color. It produces a larger, thicker stalk than any other sort, and is not easily blown down. It is a late variety, very sweet and largely used for both hay and syrup. The variety is known in some localities as the Sumach or Negro Head Cane. Price of seed: Pk., 40c; bu., 50 lbs., \$1.40. Special price in quantity. *By mail, postpaid*, pt., 15c; qt., 25c.

Bulletin No. 13—If you are not perfectly familiar with the value of Sorghum as a hay plant you should write for our Bulletin No. 13. This Bulletin tells you all about varieties, soils suited, best method of fertilizing, preparation of the soil, sowing, cultivation, cutting and curing, feed value, etc. It is impossible to give all this information in a seed catalogue.

Kaffir Corn—This is a non-saccharine Sorghum used for every purpose that ordinary Sorghum is, only it is unsuitable for making syrup. It is claimed by some to be more resistant to drouth than Sorghum, and more easily cured. While this is no doubt a fact, it does not quite contain the same food value represented in Sorghum. The seed of Kaffir is very much like Sorghum, only a little larger. There are two standard sorts, the white having white seed and the red having red seed. It is largely grown for chicken feed, and is often called Chicken Corn.

White Kaffir Corn—This is the most popular sort for all uses. The seed are large, white and round. Price of seed; Pk., 35c; bu., 50 lbs., \$1.25. *By mail, postpaid*, pt., 15c; qt., 25c.

Red Kaffir Corn—The seed of this sort is somewhat smaller than the White, and of a red straw color. Pk., 35c; bu., 50 lbs., \$1.25. *By mail, postpaid*, pt., 15c; qt., 25c.

Teosinte (*Reana Luxurians*)—A tall annual, with long and broad leaves, closely resembling common corn in appearance and habit. There is only one species, but it is said there are several varieties in South American countries. This plant, like Kaffir Corn, belongs to the group of non-saccharine Sorghums, but is widely different in habits of growth. It is enormously branching in its growth, and a single stalk has been known to bear as many as sixty suckers. It grows slowly at first, but after the plants become older will rapidly throw out suckers with a great mass of long slender leaves. Teosinte produces small



ears, enclosed in a husk, around every top joint. The seed are very peculiar, being somewhat three-cornered, about half the size of a grain of corn, grayish brown in color and so hard that they cannot be mashed with the teeth. The seed should be planted in drills like corn, only much thicker, just as soon as the weather begins to get warm in the spring. The soil best suited to Teosinte is any soil that will produce good crops of corn, and it may be cultivated in like manner to corn. It can be cut repeatedly and cured for hay, and when cut will grow out remarkably quick, especially so if seasonable. Stock are very fond of it, either green or cured. About ten pounds of seed will suffice for an acre in drills. Teosinte is a tropical plant, and will not mature seed to amount to anything farther north than Florida, although it will be found a valuable forage plant over a large part of the United States. The quality of fodder produced is much superior to corn, and an acre will produce probably fifty times more fodder than an acre of corn, depending much on the season and the number of cuttings made. Both stalk and blade are made into fodder. It will sucker out enormously, and repeated cuttings can be made throughout the summer and late fall. *Price of seed by mail, postpaid, lb., 75c.* Special price in large quantity.

Pearl or Cattail Millet (*Pincillaria, Manz Wonderful Forage Plant, etc.*)—This valuable forage plant is sold throughout the North and West as *Pincillaria, Manz Wonderful Forage Plant* and probably several other names. It is a native of the South, and a great many farmers are familiar with its great value. Pearl Millet is a most wonderful and valuable forage plant for the Southern farmer, affording an enormous amount of green fodder very early in the spring. It suckers out enormously, grows rapidly, and may be cut repeatedly and almost an indefinite number of times if seasonable. It should be planted like sorghum in drills, and treated the same way. More good can be obtained by feeding green. It can be made into fodder, but powders up badly when dry. Pearl Millet should be put on good ground. It may be planted from April until August. In appearance it resembles sorghum in its growth. It bears its seed in a long conical shaped head, like the cattail of the swamps. Pearl Millet may be sown broadcast with good results, requiring about one bushel of seed. If the soil be good the yield will be enormous. Every farmer should have a patch of Pearl Millet to afford green stuff early for all live stock, thus reducing the amount of other necessary food. *Price of seed by mail, postpaid, lb., 20c; bu., 50 lbs., \$3.50.*

German Millet (Large Headed or Golden Tenn. Grown)—This is the true large-headed tall variety of Millet, and the sort best adapted to the Southern States. Millet is a quick growing annual, affording a high quality of hay in a very short length of time. The best soil for Millet is a rather heavy rich one, containing a good amount of plant food. Millet will not grow satisfactorily on thin, gravelly land or poor sandy situations except through the use of considerable fertilizers. The time to plant Millet is from April to August. The ground should be thoroughly broken, made smooth with the harrow; the seed should be broadcast at the rate of one bushel to the acre and covered lightly with harrow. It should be cut for hay when it begins to show heads. If allowed to remain too long the formation or ripening of the seed will seriously injure the hay. It is very easily cured, requiring only about one day's sun to put it in fit condition to be stored. Where a quick crop of hay is desirable nothing is better suited than German Millet. *Price of seed: Pk., 50c; bu., 50 lbs., \$1.50.* Special prices in large quantities. *By mail, postpaid, qt., 25c.*

Western German Millet—This is a small type of German Millet, and unless planted on good soil will not get high enough to cut. It produces a superior hay to the larger type on account of the fineness of the straw, and if sown for grazing is probably superior. *Pk., 35c; bu., \$1.25.* *By mail, postpaid, qt., 20c.*

Hungarian Millet—This is a hardy, small type of Millet, largely used for sowings in bottom lands to produce early pasturage in the spring. The seed are smaller than German Millet, and darker in color. This Millet produces a more valuable hay than German Millet, but unless it be planted in very rich situations will not get tall enough to cut. *Price of seed: Pk., 40c; bu., \$1.50.* *By mail, postpaid, qt., 25c.*

Raw Bone Meal—Value as a Fertilizer.

The value of Bone Meal as a fertilizer from a standpoint of economy does not seem to be clearly understood by a great many farmers. It is known, of course, in a general way, that Bone Meal is a fertilizer, but just how valuable and what it contains is not generally known.

Many farmers have got the wrong impression of Bone Meal from the fact that so many grades are on the market, most of which are so low in plant food as to render them practically worthless. It should be understood that the simple term Bone Meal does not convey any idea as to value, nor any information as to its analysis. Moreover, there is no fertilizer law governing the sale, consequently a wide field exists for dishonest practices.

Most of the Bone Meal on the market is dissolved bone; that is to say, it has been chemically treated. Such bone, of course, possesses some value, but not near so much as bone not chemically treated. Common acid phosphate is often put up under the name of dissolved bone, and sometimes misleads a purchaser. Raw ground bone is by far the most valuable of any grade or brand of bone. What is meant by raw ground bone is that the natural bone is crushed and ground into a coarse powder without the aid of any chemical treatment whatever. Such bone will vary some in plant food, but often contains as much as 24 to 25 per cent. phosphoric acid and 4 to 5 per cent. of nitrogen. The chief value of raw ground bone lies in its high per cent. of nitrogen or ammonia. Some grades of Bone Meal that have been chemically treated do not contain any nitrogen or ammonia at all. So it is well enough in purchasing Bone Meal to demand an analysis, so you can know just what you are purchasing. A good article of raw ground bone possesses a commercial value of about \$35 to \$40 per ton, but can usually be purchased for about \$30, making a saving of \$5 to \$10, should the same amount be put into commercial fertilizers. Raw ground Bone Meal can easily be made into a complete fertilizer by the addition of potash, either in the form of kainit or muriate of potash. A complete fertilizer can thus be obtained much cheaper than it can be bought already mixed.

Price per 100 lbs., \$2.00; per bag of 200 lbs., \$3.50; per ton, \$30.

SEED GRAIN.

There is nothing we take greater pains with in our business than the selling of Seed Grain. That, we know, will prove satisfactory. We handle enormous quantities of Seed Grain, buying to the best advantage everything in carload lots, and are thus in position to give planters very low figures on this class of seed.

ABOUT PRICES—Because all classes of grain fluctuate so widely and often, it is impossible to name definite prices in a seed catalogue that is written maybe several months in advance of the time goods are in demand. So it is always better and more satisfactory when wanting Seed Grain to write for special prices, stating quantity wanted. We will give every one the benefit of our lowest prices at time of shipment, and not hold any one to catalogue prices if goods have declined. Send on your orders. You will be satisfied with what we send you.

Burt Oats—Standard weight, 32 pounds to bushel. The Burt Oat is an extremely early variety, producing an abundance of straw of good length. It is the best poor land oat known. The grain is small, light, slim, and under favorable weather conditions is of a very bright straw color. A good per cent. of the grains have beard and are frequently borne in clusters of two. The genuine Burt Oat is a sure header, coming to maturity ten days to two weeks before rust proof. A great many common western white oats are sold for Burt. This occasions no small loss to the Southern farmer, as western oats are always late and affected with the rust to the extent that they rarely head.

Good land, of course, will produce Burt Oats better than poor, but on account of this oat's habit to grow tall, may be planted on poor land with fairly satisfactory results. Thorough preparation should be made in sowing this oat.

They are being planted to greater extent in the fall than formerly for the purpose of producing green feed in very early spring. Fall plantings run but little danger of being winter killed, providing the soil is prepared deeply and the seed are put in to the depth of three to five inches. No less than two bushels of Burt Oats should be used in seeding an acre, and where they are to be made into hay three bushels will be found profitable. The chief value of this oat to the Southern farmer lies in its ability to furnish an abundance of green feed very early in the spring when it is badly needed; and, again, it can be planted successfully in the spring after the time has passed for other oats and on soils too thin for most crops. Price of seed, bu., 75c. Five-bushel lots, 70c bu.; 10-bushel lots, 65c bu.

Texas Red Rust Proof Oat—Standard weight, 32 pounds to bushel. There is no better oat than the Red Rust Proof, providing the seed are grown in the State of Texas. It is probably not untrue, though to say that more than seventy-five per cent. of the oats sold as Texas Rust Proof never grew in that State at all. Farmers should become posted and be more careful in purchasing their seed oats. The Texas grown oat is a heavy berry, nearly every one having a distinctive beard. The color varies, owing to the seasons; also the weight of a measured bushel. This type of oat should be planted on strong soil. The soil should be broken deeply. They are largely planted in the fall and early spring. Fall plantings are preferred, although more are sown in the spring than fall. At least two bushels should be sown to the acre. No cultivation is usually given, although, when sown in the spring, a harrowing is often given after the plants are up, with great benefit, especially where the ground has become baked, or is foul with weeds. The chief value of this oat to the Southern farmer is to produce an abundance of grain, either thrashed or in sheaf, for the work horse, thus reducing the corn ration. Price of genuine Texas Red Rust Proof Oats, per bu., 75c. Five-bushel lots, 70c bu.; 10-bushel lots, 65c bu.

Winter Turf Oat—This oat is unsuited for planting in the spring. For a complete description we refer you to our Fall Catalogue, which is issued about July of each year. This is a valuable oat when planted in the fall, for the following reasons:

They are planted in the fall of the year, when conditions are always better for putting in a crop of oats.

They afford a valuable pasture the greater part of the winter and early spring, thus reducing the quantity of other necessary feed.

Their growth on any piece of land prevents washing and the loss of much valuable plant food.

They may be harvested early enough in spring for other crops to follow.

The stubble of such a crop plowed in is of great benefit to the land.

Price of seed, bu., 75c. Special prices in large lots.

Winter Rye—This is still the most popular winter grain in the South for winter pasture and for the production of hay early in the spring. All stubble land should be planted to Rye as early in the fall as possible, if for no other reason than to cover the soil during winter, thus preventing washing. Rye will make satisfactory growth on most any kind of soil, and the turf afforded in early spring to plow under is of great benefit to any crop to follow. See our Fall Catalogue for complete information. Price of seed usually about \$1.00 per bushel.

Winter Barley—Barley is used for every purpose of Rye. It has both advantages and disadvantages in comparison. It grows faster, produces more blades and is more readily eaten by live stock than rye. It is claimed to stand the cold better than rye, but it requires better soil to make satisfactory growth. See our Fall Catalogue for information. Price of seed usually about \$1.00 per bushel.

Seed Wheat—We handle all standard varieties of Seed Wheat, including the well known Purple Straw or Blue Stem, Red May, Fultz, Fulcaster Bearded, Currill's Prolific, Poole, Moore's Early and Red Prolific. For a complete description of any of these sorts we refer you to our Fall Catalogue.

We make a specialty of fine Seed Wheat, sell thousands of bushels every fall and know the wants of the Southern planter. When you want to buy Seed Wheat let us hear from you.

SEE OUR PREMIUM LIST, page 36, before sending off your order. Some of these premiums alone are actually worth what you buy to get them.

BULLETINS.

The following bulletins will be mailed free of charge to any one interested in the various subjects. They have been written and published by us at great expense in order to give our customers special and complete information that is not possible to give in a seed catalogue, owing to the limited space with each subject.

Most of these bulletins will be out of press by January 1st, 1904, but if they are not, will be sent as soon thereafter as possible to parties making inquiry.

Bulletin No. 1: Asparagus Culture—This bulletin gives all the desired information on Asparagus culture, value of the crop, how to cultivate, market, etc.

Bulletin No. 2: Peas and Beans—This bulletin discusses varieties of English Peas and Snap Beans most suitable for market purposes. Gives proper method of cultivation, how to fertilize, market the crop and the probable profits.

Bulletin No. 3: Cabbage—This bulletin treats of the Cabbage as a money crop, discusses the most suitable varieties and the most economical methods of fertilizing to attain the best results.

Bulletin No. 4: Onions—The information contained in this bulletin is valuable to any one who wishes to grow matured Onions for market. Discusses suitable soils, fertilizing, varieties, how to grow from both seed and sets, and how the crop may be profitably marketed.

Bulletin No. 5: Tomato Culture—This gives valuable information about varieties, diseases, fertilizing, methods of growing plants, etc.

Bulletin No. 6: Alfalfa, or Lucerne Clover—This bulletin was first published by us in 1901, and has been in great demand ever since. It tells you absolutely everything you want to know on the subject and can be relied on as reliable.

Bulletin No. 7: Burr Clover—Most of the information published in agricultural papers on this subject is absolutely worthless. This bulletin tells you the practical truth about this valuable leguminous plant.

Bulletin No. 8: Vetches—This bulletin discusses the value of Vetches as a hay and pasture crop, shows its value as a fertilizer and draws some valuable conclusions regarding its extensive use in the South. Its comparative feed value is conclusively shown.

Bulletin No. 9: Clovers—This bulletin covers all the Clovers except those on which we issue a separate special bulletin. It discusses Red Clover, Sapling Clover, White Clover, Crimson Clover, Mellilotus, Alsike Clover and Japan Clover. It gives the chief use and value of all of these plants in a thoroughly practical manner.

Bulletin No. 10: Bermuda Grass—There is a great demand for information how to establish Bermuda through the use of seed. This bulletin gives the results of painstaking experiments and observations covering a period of two years and establishes the great economy in using seed in preference to the expensive method of setting roots.

Bulletin No. 11: Johnson Grass—Correct methods of profitably handling Johnson Grass is clearly shown in this bulletin. Methods of destroying are given, and comparisons are made showing the great value of this wonderful hay plant where properly managed.

Bulletin No. 12: Valuable Hay and Pasture Grasses for the South—This bulletin covers all desirable information regarding Orchard Grass, Rye Grass, Blue Grass, Timothy, Rescue Grass, English Blue Grass, Herds Grass, etc.

Bulletin No. 13: Sorghums and Millets—This bulletin covers all the Sorghums and Millets, including Kaffir Corn, Teosinte, Pearl Millet, etc. Discusses their value and usefulness, both as forage and hay plants.

Bulletin No. 14: Cow Peas—This bulletin clearly shows the great economical importance of Cow Peas to the South.

Bulletin No. 15: Forage Plants Other Than Grasses—This bulletin discusses Rape, Velvet Bean, Soja Bean, Beggar Weed, Chufas, Artichokes, Peanuts, etc.

Bulletin No. 16: Winter Grains—This bulletin discusses Rye, Barley, Oats, Wheat, etc., and their value as pasture and hay plants.

Bulletin No. 17: Broom Corn Culture—There is big money in Broom Corn. This bulletin tells you how to work it out.

Bulletin No. 18: Fertilizers—This bulletin gives much practical information on Commercial Fertilizers, Fertilizer Chemicals, Barnyard Manure, Composting, etc. Every user of commercial fertilizers should have this bulletin. It tells you what plants need and how to apply it in the most economical way.



NOTICE.

The varieties of flower seeds here listed are of the finest German and American strains and are certain to prove satisfactory providing they receive proper cultivation. Always bear in mind that flower seeds are not as hardy nor have they the vitality of ordinary vegetable seeds. Therefore, careful attention should be given to planting the seeds and to resetting the young plants. Those seeds that require very early planting may be started in boxes covered with glass. The glass will draw the heat from the sun and also keep out the cold winds. **Water moderately.** Never let the soil get too wet or the seeds will decay. Always cover flower seeds as lightly as possible and then press the earth firmly on them. A larger per cent will then germinate and grow off much quicker. All flower seeds will be ready for shipment about January 1. All varieties marked * are climbers.



ABUTILON.

Abutilon, (*Flowering Maple*).—A very ornamental and free blooming plant suitable for either out or indoor culture. The flowers are large, bell-shaped and of many rich colors.

*Hybrids, finest new sorts, mixed, packet.....*5c

Acroclinium, (*Double Everlasting*).—Large clover-like heads. Pink and white.....Pkt. 5c



AGERATUM.

Ageratum, (*Floss Flower*).—One of the prettiest of all bedding plants. Also very fine for pot culture. The flowers are borne in great feathery clusters from spring until frost.

Mexicanum, lavender blue, 2 feet high. Pkt. 5c

Dwarf Sorts, Best for Borders.—*Little Dorrit, pure white, pkt. 5c; Little Dorrit, azure blue, pkt. 5c.*

Agrostemma, (*Rose of Heaven*).—Free blooming and attractive plants.

Hardy perennials, fine mixed.....Pkt. 5c



ALYSSUM.

Alyssum, Benthami, (*Sweet Alyssum*).—A quick growing free flowering annual, excellent for borders, as it is compact in growth and very even in height. Pure white and very sweet. Pkt. 5c

*Little Gem, very dwarf, spreading and uniform in growth. Four inches high.....*Pkt. 5c

Amaranthus Caudatus, (*Love-lies-bleeding*).—Plants of erect growth, three feet high, with

pendant feathery sprays of rich crimson.....Pkt. 5c

*Tricolor (see Joseph's Coat).....*Pkt. 5c

(*Globe Amaranth*).—(See *Gomphrena*.)

Ammobium—Alatum Grandiflorum, (*White Everlasting*).—Fine large white, with very long stems. Pkt. 5c

Anemone, (*Wind Flower*).—*Chinensis, splendid mixture.....*Pkt. 5c

Antirrhinum, (*See Snapdragon*)......Pkt. 5c

Aquilegia, (*Hardy Columbine*).—Very ornamental, both in growth and in flowers. Blooms in early spring, producing spikes of brilliantly colored flowers. Double mixed.....Pkt. 5c

***Aristolochia, Elegans**—A splendid hardy climber, producing immense flowers of dark purple and white. Very desirable for shading porches and verandas.....Pkt. 5c

Asters, Comet, Giant Mixed, finest feathery strains. Immense flowers.....Pkt. 5c
Princess Snowball. Profuse and long bloomer. Pure white..... Pkt. 10c
German Quilled, finest mixed, all colors. Pkt. 5c
Dwarf Victoria, the finest of all dwarf Asters, can be grown in pots. Mixed colors. Pkt.....5c
Dwarf Paeony Flowered, extra fine, double mixed.....Pkt. 10c



ASTERS.

Bachelor Button, (see *Centaurea*.)

***Balloon Vine**, (*Love-in-a-puff*).—A beautiful, rapid growing climber that thrives in almost any soil. Very ornamental. Ten feet high. Pkt.....5c



BALLOON VINE.

Balsam, (*Touch-Me-Not*).—*Double Rose*, finest mixture, all very showy. Pkt.....5c

Double White...Pkt. 5c

Dwarf double mixed, Pkt.....5c

***Balsam Apple**, (*Momordica Balsamiana*).—Curious ornamental climber with ornamental foliage and golden yellow fruit which breaks open when ripe, showing the red seed inside.....Pkt. 5c



BALSAM.

***Balsam Pear**, (*Charantia*). Resembles the Balsam Apple except that its fruit is much longer. Pkt.....5c

Begonia, Rex—Mixture of all the finest varieties. Pkt.....25c
Single Splendid Mixed. Pkt.....25c

Bellis, (See *Daisy*.) Pkt. 5c

***Benecasa Cerifera** (*Wax Gourd*).—A very ornamental annual climber of rapid growth. Pkt.....5c

***Bryonia, Alba**—A hardy, rapid climber. The flowers are small, but are succeeded by seed pods 1/2 inch in diameter and of dark green color marked with white.....Pkt. 5c



BALSAM APPLE.

***Dioica**—The same as above, except the seed pods are of a beautiful red color.....Pkt. 5c

***Bryanopsis**—A variety of ornamental cucumber, prized for its ornamental and luxuriant growth. Very beautiful.....Pkt. 5c



BRYANOPSIS.

Black-Eyed Susan—(See *Thunbergia*.).....Pkt. 5c

***Calampelis, Scabra**—One of the finest of all climbers. Color deep orange.....Pkt. 5c

Calandrinia, Spectosa—Beautiful crimson flowers.....Pkt. 5c

Calendula, (*Pot Marigold*).—Excellent for bouquets and vases.

Meteor—Beautifully imbricated flowers with orange stripes on pale yellow ground.....Pkt. 5c

Pluvialis or *Cape Marigold*—Pure white, very fine.....Pkt. 5c

Mixed Double—All very fine varieties.....Pkt. 5c



CALENDULA.

Calliopsis, (*Mixed Dwarf*).—Twelve inches high. The best for general purposes, blooming profusely from early summer until fall. Very large, showy flowers.....Pkt. 5c



CALLIOPSIS.

Canterbury Bell, (*Campanula*).—One of the most beautiful of the old garden favorites.

Prize Mixture—Bells very large and bright colored.....Pkt. 5c

***Canary Creeper**, (*Canary Bird Vine*).—A very ornamental climber for trellises or hanging baskets. The flowers are butterfly like in shape and of the brightest canary yellow. Very attractive.....Pkt. 10c

Canna—Very showy plants, having large tropical foliage surmounted by spikes of bloom of brilliant colors. Very fine for bedding purposes. The roots may be kept from year to year. *Mixed*.....Pkt. 5c
Dark Leaved Varieties.....Pkt. 5c
Variiegated. Pkt. 5c
Crozy's Hybrids, finest mixed. Pkt. 5c



CANNA.



CANDYTUFT.

Candytuft, (Iberis).—A hardy annual that requires little care and will grow in any soil. Blooms all summer.

Hybrids, finest mixed.
Pkt.....5c

Special Mixture, all annuals......Pkt. 5c

Capsicum, (Pepper.)—Ornamental varieties. May be grown in the house with very little trouble. Very attractive.



CARNATION.

Little Gem—Erect light scarlet fruits.....Pkt. 5c

Prince of Wales, lemon colored......Pkt. 5c

Tom Thumb—Deep scarlet fruits, very prolific.....Pkt. 5c

Carnations—Our seeds are of the very finest imported strains and will produce the finest of flowers with the proper cultivation.

Double Mixed, all good quality......Pkt. 5c

Prize Mixed—Contains all of the fine strains.
Pkt.....10c

Castor Oil Plant—(See *Ricinus*.)

Celosia—(See *Coxcomb*.)
Pkt.....5c

Centaurea, (Bachelor's Button or Corn Flower.)—A free blooming and old time favorite. Hardy annual.

Cyanus, mixed. Flowers average one and a quarter inches in diameter and are light blue, deep blue, pink, rose, white.
Pkt.....5c

Emperor William, rich deep blue......Pkt. 5c

Alba, very large, pure white......Pkt. 5c

Gymnocarpa (Dusty Miller.)—Very fine.
Pkt.....5c

Moschatus (See Sweet Sultan.)

Crysanthemums—The best of all late flowering plants. Can be made to produce very large flowers outside if kept properly pruned.

Carinatum, double and single mixed......Pkt. 5c
Indicum, fl. pl. Very



CRYSANTHEMUM.



CINERARIA.

double. Splendid.
Pkt.....10c

Cineraria—An excellent plant for house culture. Requires little heat, is of quick growth, and the flowers are of the most vivid colors, ranging from light blue through royal purple to deep crimson. Hybrids, choicest mixed.
Pkt.....20c

Clarkia, single and double mixed, very fine......Pkt. 5c

***Clematis**—Hardy ever-blooming climber with beautiful and lasting flowers of rich purple and white. Perennial sorts mixed.....Pkt. 5c



CLEMATIS.

***Cobea Scandens, (Mexican Climber.)**—One of the finest climbers in existence. Grows rapidly, is very graceful and is a profuse bloomer. The flowers are bell or trumpet shaped and are of a peculiar reddish-purple color. Very attractive and easily grown.
Pkt.....5c

Coleus—These showy plants are grown for their brilliant-hued foliage and are extensively used in border and solid bedding work, as the numerous shades and colors produce an effect very pleasant to the eye. Extra fine mixedPkt. 20c



COBEA SCANDENS.

Columbine—(See *Aquilegia*.)

Convolvulus—(See *Morning Glory*.)

Cosmos—One of the finest of all annuals. Flowers are very large and of all shades from pure white to deep crimson. Profuse bloomer.

Mixed, all colors, very fine......Pkt. 5c

Rose, very rich color.
Pkt.5c

Nana Alba, dwarf white, splendid......Pkt. 5c

Coxcomb (Celosia Cristata.) Very showy plants that develop abnormally large beads or combs of brilliant color. The heads may be cut and dried and used for winter decorations.

Dwarf Mixed, composed of the best strains......Pkt. 5c



COLEUS.



COSMOS.

***Cucumis (Oderatissimus).**—A splendid type of ornamental cucumber. Rapid climber Pkt. 5c

***Cucurbita (Argyrosperma).**—An ornamental cucumber, producing very long fruits..... Pkt. 5c



COXCOMB.

Cuphea, Platycentra—A very fine plant for pots and borders. Produces an abundance of scarlet bloom Pkt. 5c

***Cypress Vine (Impomea Quamoclit).**—A very beautiful and graceful vine with feathery dark green foliage. For covering low trellises it has no equal. It bears a profusion of white or scarlet blossoms and is very effective.
Mixed..... Pkt. 5c
Pure White..... Pkt. 5c
Deep Scarlet Pkt. 5c

Daisy (Bellis Perennis).—A hardy perennial of dwarf compact growth. Flowers are very double and full centered.

Longfellow, large dark rose blooms..... Pkt. 5c
Double Mixed, finest quality..... Pkt. 5c
Pure White, very double..... Pkt. 10c



DAISY.

Delphinium—(See Larkspur.)..... Pkt. 5c

Dianthus—(See Pinks.) Pkt.....5c

Digitalis (Gloxiniaflora), fine mixed. Pkt. 5c

***Dolichos**—(See Hyacinth Bean.)..... Pkt. 5c

Dusty Miller (Centaurea Gymnocarpa.)—A beautiful dwarf plant used for borders. So named for the white dusty look of its leaves. Very ornamental Pkt. 5c

***Echinoeystis Lobata**—(Ornamental Cucumber.)—Very vigorous vine..... Pkt. 5c

Elychrysum—(Everlasting.)—*Montrosium*, the finest and largest of them all. Double mixed, splendid..... Pkt. 5c

Escholtzia (California Poppy.)—

Hardy low growing plants, producing a profusion of richly colored flowers.
Single Mixed..... Pkt. 5c
Double Mixed, very fine, Pkt.....5c



ESCHOLTZIA.

Everlasting Flowers—Numerous varieties compose this type, the best of which are *Acroclium, Ammobium, Elychrysum, Gomphrena* and *Helichrysum*. These will all be found catalogued in the proper order.

Feather Grass—(See Grasses.)

Ferns—All sorts, mixed. Pkt.....25c

Fever Few—(See *Matricaria*.)

Flowering Maple—(See *Abutilon*.)

Floss Flower—(See *Ageratum*.)

Flax-Scarlet—(See *Linum Rubum*.)

Forget-Me-Not (Myosotis Alpestrus).—An old-time favorite. Dwarf in habit, producing clusters of delicate blue flowers. Pkt.....5c

Four-O'clock (Marvel of Peru or Mirabilis Jalapa.)—Splendid mixture. Pkt.....5c

Fuschia—Finest double mixed..... Pkt. 20c

Gaillardia (Blanket Flower.)—Choice hardy annual. Flowers are very double and of many brilliant colors, including orange, scarlet and vermilion. They are often combined in one flower.



FORGET-ME-NOT.



FUSCHIA.



ORNAMENTAL GRASSES.



HELIOTROPE.



HOLLYHOCK.



JAPANESE HOPS.



HYACINTH BEAN.

Picta Lorenziana, double mixed.....Pkt. 5c
Geraniums—All of the finest varieties. Mixed crimson.....Pkt. 10c
 Apple scented, Pkt.....20c
Gillia—A very desirable plant, producing an abundance of saucer-like flowers, very compact in form and of a great variety of colors. *Mixed Tall*, Pkt. 5c
Mixed Dwarf.....Pkt. 5c

Gloxinia—A magnificent plant for house-blooming. Flowers bell-shaped and of the richest colors. Pkt.....10c

Golden Rod—(See *Solidago Candensis*)....Pkt. 5c

Gomphrena—(*Globe Amaranth*.)
Globosa Nina. Pkt.....5c

***Gourds**—Ornamental sorts, mixed.....Pkt. 5c

Dipper Gourds.....Pkt. 5c
Sugar Trough.....Pkt. 5c
Nest Egg Gourd.....Pkt. 5c
Pomegranate Gourd, Pkt.....5c
 (Also see *Benecasa Cerifera*.)

Grasses—Ornamental sorts:

Mixed Tall.....Pkt. 5c
Mixed Dwarf.....Pkt. 5c
Quaking Grass.....Pkt. 5c
Pampas Grass.....Pkt. 5c
Feather Grass.....Pkt. 5c
Lagurus.....Pkt. 5c

Gypsophila (*Angels Breath*.)—A beautiful annual that thrives everywhere. The tiny blue flowers are borne in abundance on long, graceful, branching stems...Pkt. 5c

Hellanthus—(See *Sunflower*.)

Heliotrope, Giant Mixed—Contains all the beautiful colors. Very fragrant.....Pkt. 5c
White Lady, pure white, very fine.....Pkt. 10c

Hibiscus (*Crimson Eye*)—*Africanus*. Immense pure white flowers with large crimson eyes. Flowers often measure



JOSEPH'S COAT.

inches in diameter..Pkt. 5c
Hollyhock—All of our seeds of this beautiful flower have been carefully selected from the finest strains and cannot be excelled.
Double Mixed.....Pkt. 5c
Chaters Superb Mixture.....Pkt. 5c
 ***Hop, Japanese**, (*Humulus Japonicus*.)—There is no quicker growing vine, and as a drouth resister it has few equals. Foliage very luxuriant..Pkt. 5c
Variegatis, very attractive.....Pkt. 5c

***Hyacinth Bean** (*Dolichos Lablab*.)—A splendid annual climber highly prized for its beautiful purple flowers and beans.....Pkt. 5c
Giganteus, very tall.....Pkt. 5c

Iberis—(See *Candytuft*.)
 ***Ipomea**—(See *Moonvine*.)

Joseph's Coat (*Amaranthus Tricolor*.)—Very erect single stalks. Leaves of the brightest yellow, red and green. Very showy.....Pkt. 5c

Larkspur (*Delphinium*.)—Very quick growing and free flowering. Plants producing erect spikes of flowers in great profusion.
Dwarf German Rocket, mixed, very fine..Pkt. 5c
Tall Rocket.....Pkt. 5c

Linum Grandiflorum Rubrum (*Scarlet Flax*.)—Select strain producing immense flowers... Pkt. 5c
 ***Linaria Cymbalaria**—(See *Kenilworth Ivy*.)

Lobelia, Royal Purple—This is by far the best of all the varieties. Is very dwarf with beautiful delicate foliage and rich purple flowers.....Pkt. 5c

Love-in-a-mist—(See *Nigella Hispanica*.)
 ***Love-in-a-puff**—(See *Balloon Vine*.)
Love-Lies-Bleeding—(See *Amaranthus Caudatus*.)

***Luffa** (*Dish Cloth Gourd*.)—A luxuriant ornamental climber with long cylindrical fruit, the inside of which, when cleaned, makes an excellent dish cloth. Is very sponge-like, tough and lasting.
Cylindrica (*True Dish Cloth*).....Pkt. 5c




MAURANDIA.

***Maurandia**—A hardy, beautiful vine, used extensively for window gardens. A free bloomer and a rapid grower. It rivals Smilax in its beauty and gracefulness. Mixed.....Pkt. 5c

Jacquini. Pkt..... 5c
Sooty Qua. Pkt.....5c
Martynia—Fine mixed. Pkt.....5c
Matricaria (*Fever Few*)—*Capensis*, white. Pkt. 5c
Double White. Pkt.....5c
Marvel of Peru. (See *Four O'Clock*.)

- ***Mediola Asparagoides** (*Smilax*).—Highly esteemed for bouquets and floral decorations. Rapid climber, with small, dark green, glossy foliage. Flowers are star-like and pure white.....Pkt. 5c
- ***Melothria Scabra** (*Ornamental Cucumber*).
Pkt.....5c
- Mexican Climber**—(*See Cobia Scandens*)..Pkt. 5c



MIGNONETTE.

- Mignonette** (*Reseda, Oderata*).—Very fine variety, producing immense clusters of fine, delicately scented flowers.....Pkt. 5c
- ***Mina, Lobata**—A beautiful climber of vigorous growth. Foliage very luxuriant. Flowers are tube shaped and of a bright red color, changing through yellow to white when fully expanded.
Pkt.....5c

- ***Mirabilis Jalapa**—(*See Four O'Clock*.)
- ***Momordica Balsamiana**—(*See Balsam Apple*.)
- ***Momordica Charantia**—(*See Balsam Pear*.)

- ***Moonvine** (*Ipomœa Grandiflora Alba*).—Beautiful rapid growing vine bearing extra large pure white flowers that often measure six inches in diameter. The flowers open at dusk or earlier on cloudy days. Exceedingly beautiful and fragrant... Pkt. 10c
**Blue*.....Pkt. 5c



MOONVINE.

- ***Morning Glory** (*Convolvulus*).—*Tricolor*, very fine, all colors mixed.....Pkt. 5c
Japanese Giant, mixed, the finest and largest of all. Many brilliant colors. Very showy.....Pkt. 5c
- Musk Plant** (*Mimulus Moschatus*).—A splendid dwarf plant of very compact growth. Free bloomer. Very fragrant.....Pkt. 5c



MORNING GLORY.

- Mourning Bride** (*Scabiosa Candidissima*).—Snowball type. This is the finest and largest of all varieties. The flowers sometimes measure two inches in diameter. Purest white and very double. Extra long stems.....Pkt. 5c

- Myosotis Alpestris**—(*See Forget-me-not*.)



NASTURTIUMS.

- Nasturtiums** (*Tropæolum Lobbianum*).—In richness of color, pureness of type and profusion of bloom, the following varieties have few equals:

- Margaret*, new, light yellow, with blood red spots and spurs.....Pkt. 5c
- Crown Prince of Prussia*, blood red.....Pkt. 5c
- Asa Gray*, yellowish white, very fine.....Pkt. 5c
- Napoleon III*, golden, spotted with brown..Pkt. 5c
- Finest Mixed*.....Pkt. 5c
- Madam Gunther*, new, dark leaved hybrids, very beautiful.....Pkt. 5c

Majus or Tall Varieties:

- **Brilliant Crimson*.....Pkt. 5c
- **Yellow Foliage*.....Pkt. 5c
- **Prince Henry*, light yellow marbled scarlet.....Pkt. 5c
- **Vesuvius*, salmon colored, dark leaved... Pkt. 5c

Tom Thumb or Dwarf Sorts:

- Beauty*, bright yellow and scarlet.....Pkt. 5c
- Cloth of Gold*, scarlet, with foliage of a beautiful golden yellow. Very fine.....Pkt. 5c
- Empress of India*, deep crimson, with very dark leaves.....Pkt. 5c
- King Theodore*, the darkest of them all. Pkt. 5c
- Spotted King*, beautifully marked, dark leaved. Pkt.....5c
- Finest Mixed*, all dwarf varieties.....Pkt. 5c

- Nemophila**—Mixed, all colors and varieties...Pkt. 5c

- Nigella, Hispania**.—(*See Love-in-a-mist*.)

- Nolana, Mixed**, all colors, Pkt.....5c

- Oenothera** (*Evening Primrose*).—Very beautiful free flowering plants, producing colored single flowers which open on the approach of twilight.....Pkt. 5c



NEMOPHILA.



OENOTHERA.

Pansies—This is one of our specialties and our seeds are of the finest German strains.

Trimardeau.—Beautiful class of vigorous compact growth, producing immense blooms of brilliant colors. Mixed, all sorts. Pkt.....5c

Non Plus Ultra.—The richest mixture ever sent out. Contains the bloched and giant varieties in greatest profusion. Extra fine. Pkt.....5c

- Pkt.....10c
- Striped and Bloched*, brilliant, showy colors. Pkt.....5c
- Giant Mixed*, contains all extra large sorts. Pkt.....10c
- Bugnots Exhibition, Mixed*..... Pkt. 10c
- Blue Ribbon Mixture*..... Pkt. 15c

Sweet Peas—(See Page 64.)
Peppers—Ornamental - (See Capsicum.)
Pelargoniums—(See Geraniums.)



PETUNIA.

Petunias—Large flowered hybrids of many brilliant colors, mixed.....Pkt. 5c
Striped and Bloched—Fine.....Pkt. 5c
Single Large Flowered, mixed. Special..Pkt. 20c

Double Mixed, extra large flowered...Pkt. 20c
Double Superb Mixture, contains all of the finest fringed and plain varieties.....Pkt. 10c

Phlox—Phlox are among the showiest of all annuals. Are easily grown and bloom profusely from June until October.
Drummondii, fine mixed, all sorts.....Pkt. 5c
Grandiflora or *Mammoth Flowered*—Mixed.....Pkt. 10c
New Star Phlox—Mixed, all colors. Pkt.....5c



PHLOX.

ed, all colors. Pkt.....5c
Dwarf Varieties—*Snowball*—White, extra large and fine. Pkt...5c
Fireball—*Crimson*, extra fine. Pkt.....5c
Pinks (*Dianthus*)—



PINK.

- Carophyllus*.....Pkt. 10c
- Chinensis* (*Chinese Pink*).....Pkt. 5c
- Heddewigi* (*Diadem Pink*).....Pkt. 5c
- Imperialis* (*Imperial Pink*).....Pkt. 5c
- Double Mixed*, all sorts.....Pkt. 5c

POPPY.

Danebrog—Very fine, single flowered, having petals of intense glowing scarlet distinctly marked with a large spot of white at the base..Pkt.5c

Glaucum or Tulip Flowered—Flowers are cup shaped on very erect stems and of the most intense scarlet with occasionally a black blotch at the base of the petals.....Pkt. 5c

Shirley or Silk Poppy—One of the most popular of all. In coloring they are superb, the colors ranging from delicate pink through brilliant crimson and sometimes bordered with white. Splendid mixture.....Pkt. 5c

Umbrosom—A beautiful glowing crimson..Pkt. 5c
Ranunculus—Very double, with a great variety of colors.....Pkt. 5c
Iceland Poppy—Very beautiful single flowered. From pure white to orange-scarlet in color. Mixed, very fragrant. Pkt.....5c

Double Carnation Flowered—Flowers of extra



POPPY.



PORTULACCA.



PRIMROSE.



RICINUS.

plants die. Blooms very early and continues until frost. Flowers of many rich colors.

Single, Fine Mixed.....Pkt. 5c
Double Mixed, fine quality.....Pkt. 5c

Primrose or Primula—(*Chinensis* or *Chinese Primrose*.)—Is one of the prettiest of all pot plants. Can be grown in the open ground if desired. Very beautiful. Fine mixed, containing all the fine fringed sorts.....Pkt. 10c
Obconica Hybrids (*Everblooming*.)—The flowers are soft lilac, pink, rose, lavender or crimson. *Evening Primrose* (*See Oenothera*.)



SNAPDRAGON.

Periwinkle, Madagascar (*Vinca Rosca*.)—Fine mixed.....Pkt. 5c

Ricinus (*Castor Oil Plant*.)—*Zanzibaren-sis*—This is the largest type of Ricinus, the plants sometimes measuring fifteen feet high, having enormous dark green leaves and red seed pods.....Pkt. 5c
Mixed, all sorts.....Pkt. 5c

Snapdragon (*Antirrhinum*.)—Very showy plants, producing erect spikes of brilliantly colored flowers of peculiar shape. They succeed best in cool, moist locations.

Tall Finest Mixed.....Pkt. 5c
Tom Thumb Varieties, mixed colors.....Pkt. 5c

Salpiglossis—Beautiful five petaled flowers of a great variety of rich colors. Thrives in any soil. *Variabilis*, dwarf, best mixed.....Pkt. 5c

Salvia (*Scarlet Sage*.)—A handsome bush-like plant, producing spikes of brilliant flowers in



STATICE.

great profusion. Commences blooming in early summer and blooms until frost.
Coccinea, fiery scarlet, fine.....Pkt. 5c
Splendens, very large flowers of the most intense scarlet. Superb.....Pkt. 10c

Scabiosa (*Candidissima*.) (*See Mourning Bride*.)
***Smilax** (*See Mediola Asparagoides*.)

Solanum (*Jerusalem Cherry*.)—Very ornamental plants with fruits resembling small cherries. Very fine house plant. Easily grown.....Pkt. 5c

Solidago (*Canadensis*—(*Golden Rod*.)—Extra large blooms. Very fine.....Pkt. 5c

Statice (*Suworowi*.)—Very handsome free blooming plants, bearing its flowers on erect stems or spikes. Color, beautiful bright rose.....Pkt. 5c

Stocks, *Dwarf German Ten Weeks*.—The best of an almost endless variety. Highly prized for cut flowers, as they last well and are richly colored. Very fragrant.....Pkt. 5c

Sunflower (*Helianthus*.)—*Dwarf*, extra double, splendid.....Pkt. 5c

Globosus Fistulosus—Enormous flowers.....Pkt. 5c

Dwarf, with *variegated foliage*, very ornamental.....Pkt. 5c

Large Russian.....Pkt. 5c



Sweet William (*Dianthus Barbatus*.)—*Single Mixed*, very large flowered.....Pkt. 5c
Double Mixed, very fine.....Pkt. 5c

Sweet Sultan (*Centaurea Moschatus*.)—The old garden favorite. Very free blooming. Pkt.....5c

***Thunbergia** (*Black-Eyed Susan*.)—A beautiful plant for hanging baskets and lawn vases. Flowers flaring trumpet shaped. Colors coming

pure white, yellow and deep orange. Very bright and showy. Four feet high.....Pkt. 5c

Tropaeolum—(*See Nasturtium*.)

Verbena—Nothing is more easily grown or stands our summers better. A bed composed entirely of Verbenas makes a splendid show.

Mixed, extra fine quality.....Pkt. 5c

Very large flowered.....Pkt. 5c

Hybrids, blue-black with white eyes, splendid.....Pkt. 5c

Candidissima, pure white.....Pkt. 5c

Defiance, scarlet, very small leaved, excellent for bedding, brilliant.....Pkt. 10c

Carnation Striped, very fine, beautifully marked, very showy.....Pkt. 10c

Mammoth Flowered Mixture, contains nothing but the extra large flowered varieties.....Pkt. 10c

Violet—Sweet scented.
Blue, large flowered.....Pkt. 5c

Pure White, splendid.....Pkt. 5c

Zinnia—Vigorous hardy annuals too well known for description.
Tall, Double Mixed, contains all colors.....Pkt. 5c

Grandiflora, enormous flowers, showy.....Pkt. 5c

Half Dwarf, mixed colors.....Pkt. 5c

Common Annuals for open ground sowing, tall sorts, general mixture.....Pkt. 5c

Common Annuals, Half Dwarf, mixed.....Pkt. 5c

Common Annuals, Dwarf, mixed.....Pkt. 5c

SWEET PEAS.



No flower has ever gained the popularity in so short a time as the Sweet Pea. Its development in the South has been much slower than other sections, but it is now very firmly established and gaining rapidly from year to year. The great drawback to its advancement in the South has been through an improper knowledge of the habits of the Sweet Pea. It is necessary for success with this flower to carefully observe tried methods of culture.

HOW TO GROW—Sweet Peas may be successfully grown in every state in the Union. The soil best adapted to Sweet Peas is a deep, rich loam; still any soils can be made to grow them, providing the right preparations are carried out. The universal method is to dig a trench six to ten inches deep and about a foot wide. The bottom of this trench should be forked up deeply, then fill about half full with thoroughly decayed barnyard manure or leaf mould mixed with manure. If either of the above is not available, good surface soil may be used, but should be made to contain about ten per cent. of raw ground bone meal. Cotton seed meal and fresh manure should be avoided. After suitable preparations are made, the seed should then be sown thickly in double rows, made about six inches apart. This will enable one to better cultivate.

The proper time to sow Sweet Peas is from December to March; later plantings do not amount to much. When planted they should be covered five or six inches deep, and the trenches in which the rows are made should not be filled more than two-thirds full. When the plants begin to grow off in early spring the trench may then be

filled up with good surface soil or mulching material. Suitable supports should be provided as soon as the plants show an inclination to run. When the plants begin to bloom they should be watered copiously each night and all blooms picked off as fast as they appear. Sweet Peas will stand severe cold weather, and where the tops get killed down in latter part of winter no injury results, as the roots will put out more growth.

Price of all varieties of Sweet Peas, except where noted, by mail, postpaid—Pkt., 5c; oz., 10c; 1-4 lb., 20c; lb., 60c. By express, not prepaid, 50c.

WHITE—Blanch Burpee—Large, showy white, bearing its blooms usually in clusters of three.

Emily Henderson—An early blooming, standard white sort.

LIGHT PINK—Katherine Tracy—A strong, vigorous sort, blooms a soft, rosy pink, borne in clusters of two.

DEEP PINK—Apple Blossom—Large flowered, shaded and edged with soft rose on silvery white; wings white with deep rose in center.

Prima Donna—Large flowering sort, bearing three and four blooms to stem; color, bright shade of bluish pink.

ROSE—Royal Rose—Dark rosy pink, wings fading into a lighter shade.

BLUE AND PURPLE—Captain of the Blues—A blue-purplish mauve; wings bright lavender.

CLARET—Duke of Westminster—An extra large flowering sort, bloom a handsome shade of rosy claret.

STRIPED AND VARIEGATED—America—Flowers striped with blood red on silvery white ground.

Aurora—Flowers a creamy white, blotched with bright orange salmon, and borne in clusters of three.

Lottie Hutchins—Flowers large, creamy-white striped and blotched with light pink.

Romana—Flowers rich, creamy white, with broad stripes on both standard and wings.

RED AND SCARLET—Mars—Very large flowers of intense scarlet; wings shaded with rose.

Salopian—A rich scarlet sort, blooms large and borne in clusters of three.

ORANGE AND SALMON—Gorgeous—A brilliant deep orange, wings large and of darker shade of salmon.

PINK AND WHITE—Blanche Ferry—An extremely early, prolific bloomer, flowers of bright rose-pink; wings creamy white, tinted with rose.

BLUE AND WHITE—Maid of Honor—Flowers white, shaded with light blue; wings edged with deep violet.

LAVENDER AND LIGHT BLUE—Dorothy Tennant—Large hooded flowers of a rich shade of rosy mauve.

MIXTURES—Mixed Choice Double—This mixture is made up of more than twenty choice varieties, always most satisfactory.

Eckford's Hybrids—This popular mixture contains all the odd sorts grown, as well as standard sorts of white, red, blue, variegated, etc.

DWARF SWEET PEAS—Pink Cupid—Early small flowers, borne in clusters of two.

White Cupid—Free blooming white.

Mixed Cupids—This mixture contains nine different sorts of dwarf Sweet Peas.



Godden's Evergreen Lawn Mixture

Of all the mixtures we have experimented with we have not found any that will give such satisfactory results as will Godden's Evergreen. It is a composition of the most hardy grasses that are known to be suited to warm climates, and is perennial in character and evergreen throughout the entire season. The mixture is at its best, however, in cold weather, and there is no danger of the grass being winter killed whatever. There are times in August and September where very long, hot, dry spells ensue, the grass will be considerably injured, but as soon as a rain comes on the grass will start out again and soon cover the ground with a beautiful mat of soft, carpet-like grass. This mixture, besides being very desirable for lawns, is also a most excellent mixture for a permanent pasture, wood lots, wood meadows, etc. It stands a considerable amount of shade without any serious injury. This mixture may also be said to be a splendid combination for producing hay. If desirable, Bermuda may be mixed with this mixture, either by sowing a few Bermuda seed mixed, or by setting out Bermuda sets eight or ten inches apart each way, sowing Evergreen Lawn Mixture thickly over all, broadcasted on freshly prepared soil. This mixture may also be sown with considerable success on a Bermuda stubble after the frost has killed the Bermuda down to the ground. Rains will wash the seeds down, lodging them in the turf, where they will soon sprout and take root. Before sowing this mixture on Bermuda stubble it would be well to mow the Bermuda grass off as close to the ground as possible. White Dutch clover may be added to this mixture when desirable and to good effect. The mixture as sold by us, however, does not contain any white clover, but may be added on request. Price of Godden's Evergreen Lawn Mixture: Lb., 20c; 3 lbs., 50c; bu. 18 lbs., \$3.00.

COLMANT NURSERIES

BIRMINGHAM, ALABAMA.

R. F. D. No. 2

FRUITS AND ORNAMENTAL TREES
SHRUBS, GRAPEVINES, ROSES, ETC.

WRITE FOR CATALOGUE



AMZI GODDEN CO.
SEED MERCHANTS

BIRMINGHAM, ALA.

**WE SELL EVERYTHING
THAT IS PLANTED**

